

# NEW HAVEN CHARGERS

## MEN'S BASKETBALL

### DAN RUEDE

Assistant Director of Athletics / Strategic Communications  
Charger Gym, 300 Boston Post Road, West Haven, CT 06516  
O: 203.932.7025 | C: 203-535-9503  
druede@newhaven.edu | www.NewHavenChargers.com

### 2022-23 SCHEDULE/RESULTS

OVERALL: 1-1 | NE10: 1-1

#### NOVEMBER

Wed. 16	at Saint Michael's *	L; 74-75
Sat. 19	ADELPHI *	W; 82-64
Tue. 22	at Saint Rose *	7:30 p.m.
Sat. 26	at Indiana (PA)	2:00 p.m.
Wed. 30	at American International *	7:30 p.m.

#### DECEMBER

Sat. 3	FRANKLIN PIERCE *	3:30 p.m.
Tue. 6	ASSUMPTION *	7:00 p.m.
Thu. 8	BLOOMFIELD	7:00 p.m.
Sun. 11	at Chestnut Hill	2:00 p.m.
Thu. 29	MOLLOY	7:00 p.m.
Sat. 31	LE MOYNE *	3:30 p.m.

#### JANUARY

Wed. 4	at Georgian Court	12:00 p.m.
Sat. 7	at Saint Anselm *	3:30 p.m.
Tue. 10	at Southern New Hampshire *	7:30 p.m.
Sat. 14	SOUTHERN CONNECTICUT *	3:30 p.m.
Wed. 18	at Bentley *	7:30 p.m.
Sat. 21	PACE *	3:30 p.m.
Tue. 24	at Adelphi *	7:30 p.m.
Sat. 28	at Franklin Pierce *	3:30 p.m.

#### FEBRUARY

Wed. 1	SAINT ROSE *	7:30 p.m.
Sat. 4	AMERICAN INTERNATIONAL *	3:30 p.m.
Tue. 7	SAINT MICHAEL'S *	7:30 p.m.
Sat. 11	at Assumption *	3:30 p.m.
Wed. 15	STATEN ISLAND *	7:30 p.m.
Sat. 18	at Le Moyne *	3:30 p.m.
Tue. 21	SAINT ANSELM *	7:30 p.m.
Fri. 24	NE10 Championship First Round	TBD
Sun. 26	NE10 Championship Quarterfinal	TBD

#### MARCH

Wed. 1	NE10 Championship Semifinal	TBD
Sat. 4	NE10 Championship Final	TBD
Mar. 11-14	NCAA East Region Championship	TBD
Mar. 22-25	NCAA Final Eight	TBD

\* Northeast-10 Conference game

Home games in **BOLD CAPS** played at Charger Gymnasium



NEW HAVEN (1-1, 1-1 NE10)  
**CHARGERS**

### AT A GLANCE

Opening Tip .....	7:30 p.m.
Location .....	Albany, N.Y.
Venue .....	Daniel P. Nolan Gymnasium
Capacity .....	1,000
Live Video .....	ne10nowtv.com
Live Stats .....	newhavenchargers.com
All-Time Series .....	Saint Rose 11-17
Active Streak .....	W2
Last Meeting .....	New Haven 90-56 (Feb. 8, 2022)
First Meeting .....	New Haven 108-101 (Jan. 10, 1991)
Hotaling vs. Adelphi .....	10-13



SAINT ROSE (2-2, 0-0 NE10)  
**GOLDEN KNIGHTS**

### PROJECTED NEW HAVEN STARTERS

**4** QUASHAWN LANE  
GR • 6-2 • GUARD  
TRENTON, N.J.

PPG	RPG	AST	MIN
12.5	6.0	11	34.5



#### NOTES:

- NE10 All-Conference Second Team
- Second on the team in scoring (13.5 ppg) & rebounding (5.3 rpg)
- Led the team with 99 assists
- Second on the team with 36 steals

**10** TY PERRY  
SR • 6-3 • FORWARD  
BOSTON, MASS.

PPG	RPG	STL	MIN
26.5	7.5	5	28.5



#### NOTES:

- Transferred from Buffalo
- Scored 20 points on 8-20 shooting in his debut
- Recorded career-highs in rebounds (9) and steals (3).

**11** VICTOR OLAWOYE  
GR • 6-2 • GUARD  
ELMONT, N.Y.

PPG	RPG	AST	MIN
13.5	6.0	11	32.5



#### NOTES:

- Averaged 7.6 ppg & 3.8 rpg last season
- Led the team with 41 steals
- Second on the team with 90 assists

**12** MAJUR MAJAK  
SR • 7-1 • CENTER  
POUGHKEEPSIE, N.Y.

PPG	RPG	BLK	MIN
9.0	6.0	6	28.5



#### NOTES:

- Set a single season record and led all NCAA DII players with 85 blocks
- Averaged 6.1 ppg & 8.3 rpg
- Shot a team-high 60.4% from the field
- Recorded four double doubles

**34** DAVONTREY THOMAS  
JR • 6-5 • FORWARD  
POUGHKEEPSIE, N.Y.

PPG	RPG	AST	MIN
19.5	2.0	3	34.5



#### NOTES:

- Started all 27 games last season
- Third on the team in scoring with 13.2 ppg & rebounding with 4.6 rpg
- Shot 48.3% from the field, while leading the team in 3-pt shooting with 54 made 3's

### PUT ME IN COACH I'M READY TO PLAY (FIRST OFF THE BENCH)

**23** SEAN BRAITHWAITE  
JR • 6-6 • FORWARD  
CENTER MORICHES, N.Y.

PPG	RPG	AST	MIN
4.5	2.0	4	16.0



#### NOTES:

- Appeared in 21 games last season, starting three
- Scored in double figures twice last season



# GAME 3: NEW HAVEN AT SAINT ROSE

## 2022-23 NEW HAVEN CHARGERS NUMERICAL ROSTER

##	Name	Cl.	Po.	Ht.	Wt.	Hometown / High School / Last School	Pronunciation Guide
0	Andre Francis	Gr.	F	6-6	185	Hartford, Conn. / The Master's School / Concordia (N.Y.)	
1	Jean Bernard	So.	F	6-6	190	Trenton, N.J. / Trenton Catholic Academy	
2	Tarese Morse	So.	F	6-5	210	Springfield, Mass. / Springfield / Hutchinson CC	
3	Justin Hendrick	So.	G	6-2	175	Valley Stream, N.Y. / St. Francis / Niagara CC	
4	Quashawn Lane	Gr.	G	6-2	175	Trenton, N.J. / Trenton Catholic Academy	qway-shawn
5	Joshua Hopson	Fr.	F	6-8	255	Jersey City, N.J. / MacDuffie School	
10	Ty Perry	Sr.	F	6-3	200	Boston, Mass. / Brighton / Buffalo	
11	Victor Olawoye	Gr.	G	6-2	185	Elmont, N.Y. / Elmont Memorial / Gannon	oh-la-woah-ye
12	Majur Majak	Sr.	C	7-1	235	Poughkeepsie, N.Y. / The Patrick School	major muh-jok
13	Christian Kellman	So.	G	6-10	170	Little Neck, N.Y. / John Adams	
15	Kendall McMillan	Sr.	G	6-1	180	Baltimore, Md. / Mount Saint Joseph	
20	Adriel Gill	Sr.	G	6-2	195	Meriden, Conn. / Platt	
21	Ethan Simmon	Fr.	F	6-5	190	Edison, N.J. / St. Joseph Metuchen	
22	Jason Edokpayi	So.	F	6-6	220	Laurel, Md. / Mount St. Joseph / Fairfield	ee-dough-pie-yay
23	Sean Braithwaite	Jr.	F	6-6	220	Center Moriches, N.Y. / Center Moriches	brayth-wait
25	Kyle Kearson	Fr.	F	6-4	170	West Haven, Conn. / West Haven	
34	Davontrey Thomas	Jr.	F	6-5	200	Poughkeepsie, N.Y. / Poughkeepsie	

**Head Coach:** Ted Hotaling (Albany '95) – 12th Season

**Assistant Coach:** Derrick Seldon (Western Connecticut '15) - Second Season

**Graduate Assistant Coach:** Devon Moore (New haven '22) - First Season

**Volunteer Assistant Coach:** Shawn Mobilio - Second Season



**ANDREW FRANCIS**

**0** GR | Forward



**JEAN BERNARD**

**1** SO | Forward



**TARESE MORSE**

**2** SO | Forward




**JUSTIN HENDRICK**

**3** SO | Guard



**QUASHAWN LANE**

**4** GR | Guard



**JOSHUA HOPSON**

**5** FR | Forward



**TY PERRY**

**10** SR | Forward




**VICTOR OLAWOYE**

**11** GR | Guard




**MAJUR MAJAK**

**12** SR | Center



**CHRISTIAN KELLMAN**

**13** SO | Guard



**KENDALL MCMILLAN**

**15** SR | Guard



**ADRIEL GILL**

**20** SR | Guard



**ETHAN SIMMON**

**21** FR | Forward



**JASON EDOKPAYI**

**22** SO | Forward



**SEAN BRAITHWAITE**

**23** JR | Forward



**KYLE KEARSON**

**25** FR | Forward



**DAVONTREY THOMAS**

**34** JR | Forward



**TED HOTALING**

**HC** 12th Season





VS



TALE OF THE TAPE

1-1, 1-1	OVERALL RECORD	2-2, 0-1
W1	CURRENT STREAK	L1
78.0	POINTS PER GAME	81.8
69.5	OPP POINTS PER GAME	79.5
+8.5	SCORING MARGIN	+2.3
.548	FIELD GOAL PCT	.504
.408	OPP FIELD GOAL PCT	.427
.406	3-POINT FG PCT	.440
.351	OPP 3-POINT FG PCT	.445
6.5	3PT MADE/GAME	9.3
.708	FREE THROW PCT	.746
36.0	REBOUNDS PER GAME	39.3
28.5	OPP. REBOUNDS PER GAME	32.3
+7.5	REBOUND MARGIN	+8.0
12.0	TURNOVERS PER GAME	14.0
-1.0	TURNOVER MARGIN	-4.2
16.0	ASSISTS PER GAME	15.5
7.0	STEALS PER GAME	3.3
4.0	BLOCKS PER GAME	5.0

STATISTICAL LEADERS

SCORING

NEW HAVEN	SAINT ROSE
Thomas..... 19.5	O'Dell..... 20.0
Perry..... 16.5	Ligonde ..... 15.0
Olawoye..... 13.5	Zoller ..... 11.3

REBOUNDING

NEW HAVEN	SAINT ROSE
Perry..... 7.5	O'Dell..... 8.3
Majak..... 6.5	McGettigan ..... 5.0

ASSISTS

NEW HAVEN	SAINT ROSE
Lane..... 11	O'Dell..... 11
Olawoye..... 11	Ligonde ..... 8

STEALS

NEW HAVEN	SAINT ROSE
Perry..... 5	O'Dell..... 2
Olawoye..... 3	Ligonde ..... 2

BLOCKS

NEW HAVEN	SAINT ROSE
Majak..... 6	O'Dell..... 7
Lane ..... 1	Zoller ..... 3

THE LEAD

After coming up just short in a 74-75 loss on the road against the Saint Michael's Purple Knights to begin their season, the University of New Haven men's basketball team rebounded with a dominant 82-64 win over the Adelphi on Saturday. The Chargers jumped out to an early 8-0 lead to start the game and never looked back as they cruised to their first win of the new campaign. The win signaled the Blue & Gold's second straight home-opening win in as many years and their fourth straight victory over conference opponent, Adelphi. The Chargers have been efficient with the ball on offense and look to continue their hot hand as they head to the College of Saint Rose for the first game of a three-game road trip. Tip-off for the third game of the season is scheduled for 7:30 P.M. at Daniel P. Nolan Gymnasium in Albany, N.Y. on Tuesday, Nov. 22.

SCOUTING NEW HAVEN

New Haven followed up their season-opening loss against Saint Michael's with an 82-64 win over Adelphi on Saturday afternoon. After jumping out to an early 8-0 lead to start the game, the Chargers refused to let up as they eventually took a commanding 25 point lead on a jumper by Sean Braithwaite (Center Moriches, N.Y./Center Moriches) midway through the third period. While the team saw four Chargers reach double-digit points for the second straight game, it was Thomas who led the offense campaign with 19 points. The junior forward is shooting 60 percent on 12.5 shots per game after sinking seven of his 11 shot attempts, including four three-pointers

for the second straight game.

While Thomas led the team in scoring, Victor Olawoye (Elmont, N.Y./Elmont Memorial High School) commanded the offense as the graduate guard posted an 18 point, seven rebound, 8 assist performance in the winning effort. After shooting a near perfect 7-8 from the field, missing only one of his four three-point attempts, Olawoye moves up to second in the conference with 78.6 percent of his shots going through the net. Along with teammate Quashawn Lane (Trenton, N.J./Trenton Catholic Academy), Olawoye also tops the leaderboards with an average of 5.5 assists per game. The pair also pulled in seven rebounds, each, in the last game as the Chargers outrebounded the Panthers, 33-31.

The only player with a high field goal percentage than Olawoye is Majur Majak (Poughkeepsie, N.Y./), who has 80 percent of his shots to start the year. The senior center went a perfect 3-3 from the floor, finishing with eight points while pulling down six boards. Following a single-season record 85 blocks last season, Majak already has six through the first two games, swatting away four shots on Saturday.

Ty Perry (Boston, Mass./Brighton) recorded 13 points in the win after dropping 20 in his Chargers' debut, while he continues to crash the board with six rebounds, as well. The transfer guard is currently sixth in the conference with 6.5 rebounds per game.

Graduate Andre Francis (Hartford, Conn./The Master's School) hit a



GAME 3: NEW HAVEN AT SAINT ROSE

three-pointer towards the end of regulation for his first points this season while new-comer Justin Hendrick (Valley Stream, N.Y./ St. Francis) also made his first basket wearing the Blue & Gold.

In addition to outrebounding the Panthers, the Chargers once again dominated inside the paint, outscoring their opponents 92-40 so far. New Haven is shooting a conference-best 54.8 percent from the field, 40.6 percent from deep and 70.8 percent at the line.

SCOUTING SAINT ROSE

Following a 14-12 (10-9 in conference play) regular season record during the 2021-22 season, the Golden Knights defeated the Southern New Hampshire Penmen in the first round of the Northeast-10 Championship before being eliminated in the quarterfinals by the #20/#13 Bentley Falcons in a 65-93 loss. In a poll of all head coaches, the College of Saint Rose men’s basketball team was selected to finish ninth in the Northeast-10 Conference Preseason Poll with 57 points.

The Golden Knights began their season with an exhibition match against nearby UAlbany on Wednesday, Nov. 2. Saint Rose kept the Great Danes close despite falling 66-73, as sophomore guard Matt Constant dropped 25 points.

Starting their regular season on Nov. 12, the Golden Knights hosted the Bloomfield Bears and Dominican (N.Y.) Chargers for the Saint Rose Tip-Off Tournament. Saint Rose picked up a 84-73 over Bloomfield to start the tournament before falling to Dominican, 86-87. The Golden Knights held a 86-81 lead over the Chargers with 14 seconds left in play before a pair of three-pointers, including a last second shot to beat the buzzer, sent Dominican home with a win.

Saint Rose followed their heart-breaking loss with a 87-80 win at home against Georgian Court before falling once more to the Saint Michael’s Purple Knights, 70-78, in their first road game and NE10 opener.

Sophomore Shane O’Dell has run the offense for the Golden Knights this season, starting in all four games while averaging 20.0 points, 8.3 rebounds and 2.8 assists, all of which are team highs. O’Dell’s points per game currently ranks tied for third in the conference while his rebounds per game places him in sole possession of second.

Senior forward Juran Ligonde averages 15 points per game after starting the year off with a 21 point-10 rebound double-double on 9-12 shooting. Keegan Zoller has been the team’s three-point threat, connecting on eight of 19 attempts from beyond the arc. The sophomore guard is the third Golden Knight to average double-digit points, entering the matchup with 11.3 points per game. Eric Fleming came off the bench in the team’s last outing, tallying 20 points and seven rebounds in 32 minutes of action.

Through four games, Saint Rose has scored an average of 81.8 points per game, second most in the Northeast-10, while holding opponents to 79.5 points on average. The Golden Knights are shooting 50.4 percent from the floor, 44 percent from beyond the arc, and 74.6 percent from the free-throw line. As a squad, the Golden Knights average 39.3 rebounds while outrebounding their opponents, 157-125. Saint Rose also ranks fourth in assists per game with 15.5, as well as tied for second in blocks with 5.0 per game.

SERIES HISTORY VS SAINT ROSE

In a young rivalry, the history between the Chargers and the Golden Knights dates back to the 1990-91 season in which they first met on Jan. 10. In the inaugural matchup between the two schools the Chargers defeated the Golden Knights in a high scoring 108-101 contest. This Tuesday will mark the 29th time the two will meet as New Haven trails in the series 11-17, despite winning four of their last five games against Saint Rose. Most recently, Davontrey Thomas (Poughkeepsie, N.Y./Poughkeepsie) led the Chargers with 14 points, seven rebounds and four assists in a triumphant 34 point win back in February.

NEXT TIME OUT

The New Haven men’s basketball team will stay on the road for the second of a three-game road trip, this time taking on non-conference IUP in Pennsylvania on Saturday, Nov. 26. Tip-off is set for 2:00 P.M. at Kovalchick Convention & Athletic Complex with live play-by-play stats

D2SIDA EAST REGION POLL

Heading into week two, New Haven was tied with I-96 counterpart Bridgeport for sixth in the regional poll, earning one of the six possible first place votes. The Chargers trailed Bentley and Pace in this first release of the poll which will be updated weekly through-

CHARGERS RECORD WHEN...

Overall.....	0-1
Home .....	1-0
Away .....	0-1
Neutral .....	0-0

BY MONTH

November.....	1-1
December.....	0-0
January .....	0-0
February .....	0-0
March .....	0-0

BY DAYS OF THE WEEK

Monday .....	0-0
Tuesday.....	0-0
Wednesday.....	0-1
Thursday.....	0-0
Friday.....	0-0
Saturday .....	1-0
Sunday .....	0-0

CLOSE GAMES

New Haven leads with 5:00 left in game.....	1-0
New Haven trails with 5:00 left in game.....	0-1
Tied with 5:00 left to play.....	0-0
Decided by five points or less.....	0-1
Decided by 6-10 points.....	0-0
Games decided by 11-plus points.....	1-0
Overtime .....	0-0

OFFENSIVE OUTPUT

New Haven scores less than 50 pts .....	0-0
New Haven scores 50-59 pts .....	0-0
New Haven scores 60-69 pts .....	0-0
New Haven scores 70-79 pts .....	0-1
New Haven scores 80 or more pts .....	1-0

DEFENSIVE OUTPUT

Opponent scores less than 50 pts.....	0-0
Opponent scores 50-59 pts .....	0-0
Opponent scores 60-69 pts .....	1-0
Opponent scores 70-79 pts.....	0-1
Opponent scores 80 or more pts .....	0-0

NEW HAVEN FROM THE FIELD

New Haven shoots below 30% .....	0-0
New Haven shoots 30-40% .....	0-0
New Haven shoots 40-50% .....	0-1
New Haven shoots above 50% .....	1-0
New Haven shoots higher % than opp.....	1-1
New Haven shoots lower % than opp.....	0-0
New Haven shoots same % as opp .....	0-0

REBOUNDING

Outrebounded opponent.....	1-1
Outrebounded by opponent.....	0-0
Rebounds are equal.....	0-0

MISCELLANEOUS

Leading at halftime.....	1-0
Trailing at halftime .....	0-1
Tied at halftime.....	0-0
Has two players or less in double figures .....	0-0
Has three players in double figures .....	0-0
Has four or more players in double figures.....	1-1
Commit same or less TO than opp.....	1-0
Commit more TO than opp. ....	0-1
Games following a win.....	0-0
Games following a loss.....	1-0
Makes more or same 3FGs than opp .....	0-0
Makes less 3FGs than opp .....	1-1
Makes more or same FTs than opp .....	1-1
Makes fewer FTs than opp.....	0-0

CHARGERS BY THE NUMBERS			
DOUBLE DIGIT SCORING	22-23	NE10	CAREER
Braithwaite	--	--	1
Lane	2	2	47
Majak	1	1	7
Olawaye	1	1	8
Perry	2	2	2
Thomas	2	2	32
20+ POINT GAMES	22-23	NE10	CAREER
Lane	--	--	7
Perry	1	1	1
Thomas	1	1	4
10+ REB GAMES	22-23	NE10	CAREER
Lane	--	--	1
Majak	--	--	7
Thomas	--	--	4
5+ ASSIST GAMES	22-23	NE10	CAREER
Lane	1	1	20
McMillan	--	--	2
Olawaye	1	1	8
Thomas	--	--	1
10+ ASSIST GAMES	22-23	NE10	CAREER
5+ BLOCK GAMES	22-23	NE10	CAREER
Majak	--	--	5
5+ STEAL GAMES	22-23	NE10	CAREER
Lane	--	--	1
Olawaye	--	--	1
DOUBLE-DOUBLE (P/R)	22-23	NE10	CAREER
Lane	--	--	1
Majak	--	--	4
Thomas	--	--	4
GAMES STARTED	22-23	NE10	CAREER
Braithwaite	--	--	3
Lane	2	2	78
Majak	2	2	28
McMillan	--	--	1
Olawaye	2	2	22
Perry	2	2	2
Thomas	2	2	58

out the regular season.

PRESEASON POLL

In a poll of the league’s 13 head coaches, the New Haven men’s basketball team was predicted to win the NE10 title in 2022-23, earning five of the 13 possible first place votes. This comes on the heels of closing out the 2021-22 season with an 18-9 record and earning a trip to the NCAA East Region Semi-final round.

2022-23 Northeast-10 Men’s Basketball Coaches’ Poll

- 1. New Haven – 133 (5)
  - 2. Pace – 127 (4)
  - 3. Bentley – 126 (4)
  - 4. Saint Anselm – 111
  - 5. Southern New Hampshire – 102
  - 6. Adelphi – 82
  - 7. Franklin Pierce – 67
  - 8. Le Moyne – 65
  - T-9. Assumption – 57
  - T-9. Saint Rose – 57
  - 11. Saint Michael’s – 43
  - 12. Southern Connecticut – 29
  - 13 – American International – 15
- (#) indicates first-place votes

UNDER YOUR WATCHFUL EYE

In addition to the regional poll listed above, the Chargers also garnered attention nationally, listed among those schools receiving votes in the first Top-25 coaches poll released by the National Association of Basketball Coaches. This poll, which is voted on by coaches representing each conference in NCAA Division II is also updated weekly.

A PERRY GOOD FIRST IMPRESSION

After losing long-time Charger Derrick Rowland in the offseason, the Chargers were one man short in their starting five. Hotaling brought in senior guard Ty Perry to fill that gap in the lineup and the transfer made an immediate impact. After stints at Fordham and Buffalo, Perry now calls New Haven home. In his Chargers’ debut, Perry tied a team-high with 20 points on 8-20 shooting while pulling in a career-high nine rebounds. His 20 points are the most points he’s scored in a game since his 2018-19 season at Fordham. Perry was also a factor on defense, coming away with a career-high three steals on the opposite end. Perry is currently 11th in the conference in points per game and fifth in total rebounds per game.

MAJOR BLOCK PARTY

The Chargers’ big man transformed the paint into a restricted area last season, swatting away a conference-high 85 shots on his way to NE10 Defensive Player of the Year. After setting the New Haven single-season record for blocked shots, Majak hasn’t lost a step, tallying six blocks in the first two games while also recording three steals.

EFFICIENCY IS KEY

The Chargers have been efficient with the ball in their hands, shooting 63-115 (54.8 percent) from the floor, a conference best. New Haven has also attempted 32 three-pointers, draining 13 of them, for a fourth best 40.6 percent. With two game in the books, the Chargers average 78 points per game while ranking third in the Northeast-10 in offensive efficiency.

TEAM STATISTICS							
	All Games	Home	Away	Neutral	Non-Conf.	Conf. Games	Postseason
RECORD	0-1	-	0-1	-	-	0-1	-
SCORING	74	-	74	-	-	74	-
Points per game	74.0	-	74.0	-	-	74.0	-
Scoring margin	-1.0	-	-1.0	-	-	-1.0	-
FIELD GOALS-ATT	30-60	-	30-60	-	-	30-60	-
Field goal pct	.500	-	.500	-	-	.500	-
3 POINT FG-ATT	5-14	-	5-14	-	-	5-14	-
3-point FG pct	.357	-	.357	-	-	.357	-
3-pt FG made per game	5.0	-	5.0	-	-	5.0	-
FREE THROWS-ATT	9-12	-	9-12	-	-	9-12	-
Free throw pct	.750	-	.750	-	-	.750	-
REBOUNDS	39	-	39	-	-	39	-
Rebounds per game	39.0	-	39.0	-	-	39.0	-
Rebounding margin	+13	-	+13	-	-	+13	-
ASSISTS	16	-	16	-	-	16	-
Assists per game	16.0	-	16.0	-	-	16.0	-
TURNOVERS	14	-	14	-	-	14	-
Turnovers per game	14.0	-	14.0	-	-	14.0	-
Turnover margin	-4.0	-	-4.0	-	-	-4.0	-
Assist/turnover ratio	1.1	-	1.1	-	-	1.1	-
STEALS	7	-	7	-	-	7	-
Steals per game	7.0	-	7.0	-	-	7.0	-
BLOCKS	4	-	4	-	-	4	-
Blocks per game	4.0	-	4.0	-	-	4.0	-

GAME 3: NEW HAVEN AT SAINT ROSE

DOMINATING THE PAINT

Led by guards Lane and Olawoye, the Chargers outrebounded the Panthers, 33-31. New Haven did a majority of their damage down low, outscoring their opponent, 48-18, in the paint. Perry is currently ranked fifth in the conference after his career-high nine boards in game one while Majak follows close behind with a 12th-best 6.5 rebounds per game. As a squad, the team ranks 1st with 30.5 defensive rebounds per game.

SEASON OF GIVING

The Chargers racked up 16 assists in the winning effort over Adepfi, spearheaded by Olawoye, who tallied eight. Olawoye dished out four assists in the first six minutes of play. Lane and Olawoye are currently tied with each other at the top of the leaderboard with 5.5 assists per game. New Haven currently ranks third in the conference with 16 assists per game.

AT THE HELM

Head coach Ted Hotaling enters his 12th

season strolling the sidelines alongside his Chargers. With 173 career victories, Ted Hotaling stands second among nine head coaches in the history of the New Haven men's basketball program and with 26 more wins would become just the second coach in program history to win 200 career games. Named the ninth head coach in program history on March 31, 2010, Hotaling led the Chargers to back-to-back appearances in the Northeast-10 Conference Championship game, a pair of nine total appearances in the conference tournament under his tutelage. In addition, Hotaling's teams have earned four bids to the NCAA Division II National Tournament, the most recent coming in 2022.

BUILDING FOR THE FUTURE

If you haven't visited North Campus recently you haven't seen the construction taking place adjacent to Charger Gymnasium. The site is the future home of the Peterson Performance Center, a state of the art facility that will house strength and conditioning, sports medicine, a new



NORTHEAST-10 CONFERENCE STANDINGS

Through Games of Nov. 21

	NE10			OVERALL		
	W	L	PCT	W	L	PCT
Saint Michael's	2	0	1.000	4	0	1.000
Franklin Pierce	1	0	1.000	3	1	.750
So. New Hampshire	1	0	1.000	3	1	.750
Saint Anselm	1	0	1.000	2	2	.500
Le Moyne	1	0	1.000	1	3	.250
<b>New Haven</b>	<b>1</b>	<b>1</b>	<b>.500</b>	<b>1</b>	<b>1</b>	<b>.500</b>
American Int'l	0	0	.000	0	4	.000
Pace	0	1	.000	3	1	.750
Bentley	0	1	.000	2	1	.667
Adelphi	0	1	.000	2	2	.500
Assumption	0	1	.000	2	2	.500
<b>Saint Rose</b>	<b>0</b>	<b>1</b>	<b>.000</b>	<b>2</b>	<b>2</b>	<b>.500</b>
So. Connecticut	0	1	.000	1	3	.250

SCORING BREAKDOWN (NEW HAVEN/OPPONENT)

Game	Pts in Paint	Pts off TDs	2nd ch. Pts.	1st Half Pts.	2nd Half Pts.	OT	FT	FB	Starter	Bench
at Saint Michael's	44/22	9/10	12/6	31/32	43/43	-	9/9	9/11	69/66	5/9
ADELPHI	48/14	15/13	3/10	46/32	36/32	-	8/6	16/14	73/47	9/17
at Saint Rose										
at Indiana (PA)										
at American Int'l										
FRANKLIN PIERCE										
ASSUMPTION										
BLOOMFIELD										
at Chestnut Hill										
MOLLOY										
LE MOYNE										
at Georgian Court										
at Saint Anselm										
at So. New Hampshire										
SO CONNECTICUT										
at Bentley										
PACE										
at Adelphi										
at Franklin Pierce										
SAINT ROSE										
AMERICAN INT'L										
SAINT MICHAEL'S										
at Assumption										
STATEN ISLAND										
at Le Moyne										
SAINT ANSELM										

CLASS SCORING

	Fr.	So.	Jr.	Sr.	Gr.
at Saint Michael's	-	-	25	30	19
ADELPHI	-	2	23	21	36
at Saint Rose					
at Indiana (PA)					
at American Int'l					
FRANKLIN PIERCE					
ASSUMPTION					
BLOOMFIELD					
at Chestnut Hill					
MOLLOY					
LE MOYNE					
at Georgian Court					
at Saint Anselm					
at So New Hampshire					
SO CONNECTICUT					
at Bentley					
PACE					
at Adelphi					
at Franklin Pierce					
SAINT ROSE					
AMERICAN INT'L					
SAINT MICHAEL'S					
at Assumption					
STATEN ISLAND					
at Le Moyne					
SAINT ANSELM					
TOTAL	-	2	48	51	55



GAME 3: NEW HAVEN AT SAINT ROSE

football locker room and meeting space with the ability to be tailored for the many different needs of all 20 varsity Charger athletic teams. The entire facility will measure 7,000 square feet and house 20 Olympic style weightlifting racks and a 60-yard turf agility and conditioning area. Construction is scheduled to be completed during the fall with the building opening for the Spring 2023 semester.

GAME-BY-GAME STARTERS (MIN.)

GAME					
at Saint Michael's	Lane (39)	Thomas (37)	Olawoye (37)	Majak (31)	Perry (29)
ADELPHI	Thomas (32)	Lane (30)	Olawoye (28)	Perry (28)	Majak (26)
at Saint Rose	-	-	-	-	-
at Indiana (PA)	-	-	-	-	-
at American Int'l	-	-	-	-	-
FRANKLIN PIERCE	-	-	-	-	-
ASSUMPTION	-	-	-	-	-
BLOOMFIELD	-	-	-	-	-
at Chestnut Hill	-	-	-	-	-
MOLLOY	-	-	-	-	-
LE MOYNE	-	-	-	-	-
at Georgian Court	-	-	-	-	-
at Saint Anselm	-	-	-	-	-
at So. New Hampshire	-	-	-	-	-
SO CONNECTICUT	-	-	-	-	-
at Bentley	-	-	-	-	-
PACE	-	-	-	-	-
at Adelphi	-	-	-	-	-
at Franklin Pierce	-	-	-	-	-
SAINT ROSE	-	-	-	-	-
AMERICAN INT'L	-	-	-	-	-
SAINT MICHAEL'S	-	-	-	-	-
at Assumption	-	-	-	-	-
STATEN ISLAND	-	-	-	-	-
at Le Moyne	-	-	-	-	-
SAINT ANSELM	-	-	-	-	-

CHARGERS IN THE NE10

TEAM STATS

CATEGORY	RANK	STAT
SCORING OFFENSE	6th	78.0
SCORING DEFENSE	4th	69.5
FG %	1st	54.8
FG % DEFENSE	2nd	40.8
FT %	5th	70.8
3-PT FG %	4th	40.6
3-PT FG % DEFENSE	3rd	35.1
ASSISTS/GAME	3rd	16.0
TOTAL REBOUNDING	8th	36.0
OFFENSIVE REB.	13th	5.5
DEFENSIVE REB.	1st	30.5
REBOUNDING MARGIN	4th	7.5
BLOCKED SHOTS/GAME	5th	4.0
STEALS/GAME	7th	7.0

INDIVIDUAL STATS (TOP 15)

PLAYER	RANK	STAT
POINTS PER GAME		
Perry	5th	19.5
Thomas	11th	16.5
REBOUNDS PER GAME		
Perry	5th	7.5
Majak	T-12th	6.5
ASSISTS PER GAME		
Lane	T-1st	5.5
Olawoye	T-1st	5.5
BLOCKS PER GAME		
Majak	1st	3.0
STEALS PER GAME		
Perry	T-1st	3.0
Lane	T-8th	1.5
Majak	T-8th	1.5
Olawoye	T-8th	1.5
FIELD GOAL PERCENTAGE		
Majak	1st	80.0
Olawoye	2nd	78.6
Thomas	10th	60.0
3-POINT FG PERCENTAGE		
Olawoye	4th	66.7
Thomas	10th	50.0
3-POINT FG MADE PER GAME		
Thomas	1st	4.0
FREE THROW %		
Lane	T-1st	100.0

SEASON RECORDS

POINTS

1.	Gary Liberatore.....	1,009	.....	1965-66
2.	Gary Liberatore.....	810	.....	1963-64
3.	Gary Liberatore.....	753	.....	1964-65
4.	Herb Watkins.....	681	.....	1987-88
5.	Ronald Riordan.....	667	.....	1969-70
6.	Brian Smith.....	659	.....	1989-90
7.	Jason Williams.....	655	.....	1992-93
	Herb Watkins.....	655	.....	1986-87
9.	Ismael Caro.....	639	.....	2003-04
10.	Gary Battle.....	631	.....	1989-90

POINTS PER GAME

1.	Gary Liberatore.....	35.9	.....	1964-65
2.	Gary Liberatore.....	32.5	.....	1965-66
3.	Gary Liberatore.....	32.4	.....	1963-64
4.	Ronald Riordan.....	30.3	.....	1969-70
5.	Gary Liberatore.....	26.3	.....	1962-63
6.	Ronald Riordan.....	26.1	.....	1968-69
7.	Jason Williams.....	24.3	.....	1992-93
8.	Edgar Maull.....	23.0	.....	1981-82
9.	Jim Allen.....	22.9	.....	1977-78
10.	Herb Watkins.....	22.7	.....	1987-88

FIELD GOALS

1.	Gary Liberatore.....	402	.....	1965-66
2.	Gary Liberatore.....	324	.....	1963-64
3.	Gary Liberatore.....	296	.....	1964-65
4.	Herb Watkins.....	284	.....	1986-87
5.	Herb Watkins.....	265	.....	1987-88
6.	Ronald Riordan.....	260	.....	1969-70
7.	Phil Andros.....	258	.....	1965-66
8.	Edgar Maull.....	250	.....	1981-82
9.	Gary Liberatore.....	249	.....	1962-63
10.	Ken Sinclair.....	248	.....	1983-84

FIELD GOAL PERCENTAGE (min. 100 made)

1.	Mihailo Vasic (126-205).....	.615	.....	2016-17
	Kelvin Jackson (113-189).....	.598	.....	2008-09
3.	Dick Jackson (183-312).....	.587	.....	1964-65
4.	Herb Watkins (194-331).....	.586	.....	1985-86
5.	Robert Jamerson (171-293).....	.584	.....	2010-11
6.	Robert Glover (115-200).....	.575	.....	1995-96
7.	John Raslavsky (140-244).....	.574	.....	1965-66
8.	Nick Zauner (141-248).....	.569	.....	1999-00
9.	Fred Hill (138-243).....	.568	.....	1981-82
10.	Keith Wright (135-238).....	.567	.....	2003-04

THREE-POINT FIELD GOALS

1.	Mike Grove.....	100	.....	1991-92
2.	Mike Grove.....	86	.....	1992-93
3.	Justin Exum.....	82	.....	2012-13
4.	Justin Exum.....	80	.....	2010-11
	Danny Upchurch.....	80	.....	2017-18
6.	Jemal Mosley.....	78	.....	2014-15
7.	Brian Smith.....	71	.....	1989-90
	Elijah Bailey.....	71	.....	2019-20
9.	Justin Exum.....	70	.....	2011-12
10.	Derrick Rowland.....	69	.....	2019-20

THREE-POINT PERCENTAGE (min. 40 made)

1.	Gary Battle (55-113).....	.487	.....	1988-89
2.	Herb Watkins (56-120).....	.467	.....	1987-88
3.	Mike Stys (46-102).....	.451	.....	2010-11
4.	Justin Exum (82-190).....	.432	.....	2012-13
5.	Jerome Goforth (53-123).....	.431	.....	1995-96
6.	Jemal Mosley (48-113).....	.425	.....	2016-17
7.	Alberto Alberdi (62-147).....	.422	.....	2002-03
8.	Jason Williams (66-158).....	.418	.....	1992-93
9.	Brian Smith (71-171).....	.415	.....	1989-90
10.	Gary Battle (60-145).....	.414	.....	1989-90

FREE THROWS

1.	Gary Liberatore.....	205	.....	1965-66
2.	Gary Liberatore.....	162	.....	1963-64
3.	Gary Liberatore.....	161	.....	1964-65
4.	Ronald Riordan.....	147	.....	1969-70
5.	Bill Jeffress.....	143	.....	1986-87
6.	Ronald Riordan.....	136	.....	1968-69
7.	Hency Watt.....	126	.....	1988-89
8.	Tetrick Stonar.....	124	.....	2007-08
	Jim Allen.....	124	.....	1977-78
10.	John Sullivan.....	121	.....	2005-06
	Ismael Caro.....	121	.....	2003-04
	Anthony McKnight.....	121	.....	1985-86

FREE THROW PERCENTAGE (min. 100 made)

1.	Jason Williams (115-125).....	.920	.....	1992-93
2.	Gary Liberatore (161-191).....	.843	.....	1964-65
3.	Jack Nisbet (114-137).....	.832	.....	1966-67
4.	Gary Battle (115-139).....	.827	.....	1989-90
5.	Ronald Riordan (136-167).....	.814	.....	1968-69
6.	Jim Allen (124-153).....	.810	.....	1977-78
7.	Gary Liberatore (205-254).....	.807	.....	1965-66
8.	Jeffery Adkins (117-145).....	.807	.....	2013-14
9.	Tetrick Stonar (124-154).....	.805	.....	2007-08
10.	Ronald Riordan (147-185).....	.795	.....	1969-70

REBOUNDS

1.	Phil Andros.....	672	.....	1965-66
2.	Phil Andros.....	452	.....	1966-67
3.	Joe Pacheco.....	427	.....	1967-68
	John Raslavsky.....	425	.....	1965-66
5.	Don Dempsey.....	390	.....	1967-68
6.	Cameron Drew.....	364	.....	1984-85
7.	Eric Anderson.....	354	.....	2014-15
8.	Eric Anderson.....	352	.....	2013-14
	Joe Pacheco.....	352	.....	1969-70
	Phil Andros.....	352	.....	1964-65

ASSISTS

1.	Jack Nisbet.....	223	.....	1966-67
2.	Ken Coleman.....	193	.....	1986-87
3.	Ken Sinclair.....	192	.....	1983-84
4.	Joe Sclafani.....	186	.....	1982-83
5.	Danny Upchurch.....	179	.....	2017-18
6.	Hency Watt.....	177	.....	1988-89
7.	Ismael Caro.....	175	.....	2003-04
8.	Ken Sinclair.....	172	.....	1982-83
9.	Danny Upchurch.....	163	.....	2016-17
10.	Joe Sclafani.....	162	.....	1981-82

BLOCKS (since 1978)\*

1.	Majur Majak.....	85	.....	2021-22
2.	Eric Anderson.....	75	.....	2013-14
3.	Herb Watkins.....	73	.....	1986-87
4.	Eric Anderson.....	71	.....	2012-13
	Bill Jeffress.....	71	.....	1986-87
6.	Herb Watkins.....	66	.....	1987-88
7.	Bryan Johnson.....	60	.....	1982-83
8.	Kelvin Jackson.....	57	.....	2008-09
9.	Bryan Johnson.....	54	.....	1983-84
10.	Eric Anderson.....	51	.....	2011-12
	Larry Emery.....	51	.....	1978-79

\* Blocks were not recorded in the 1979-80 season

STEALS (since 1978)

1.	Ismael Caro.....	85	.....	2002-03
2.	Ken Coleman.....	79	.....	1986-87
3.	Ken Coleman.....	78	.....	1987-88
	Herb Watkins.....	78	.....	1987-88
5.	Ismael Caro.....	76	.....	2003-04
6.	Ken Sinclair.....	75	.....	1983-84
7.	Hency Watt.....	70	.....	1988-89
8.	Mike Summers.....	69	.....	1999-00
9.	Herb Watkins.....	63	.....	1986-87
10.	Hency Watt.....	59	.....	1987-88



CAREER RECORDS

SCORING (1,000-Point Club)

1.	Gary Liberatore.....	3,176	1962-66
2.	Herb Watkins.....	1,998	1984-88
3.	Gary Battle.....	1,959	1988-91
4.	Jason Williams.....	1,949	1990-93
5.	Brian Smith.....	1,936	1987-91
6.	Cassius Chaney.....	1,893	2006-10
7.	Jim Allen.....	1,785	1975-79
8.	Elijah Bailey.....	1,780	2016-20
9.	Edgar Maull.....	1,681	1979-83
10.	Hency Watt.....	1,655	1985-89
11.	Justin Exum.....	1,635	2010-14
12.	Phil Andros.....	1,627	1963-67
13.	Mike Grove.....	1,589	1990-93
14.	Eric Anderson.....	1,551	2011-15
15.	Willie Mintz.....	1,408	1978-82
16.	Greg Spicer.....	1,382	1982-86
17.	Bill Jeffress.....	1,354	1984-88
18.	Dick Jackson.....	1,335	1961-65
19.	Ronald Riordan.....	1,323	1968-70
20.	John Sullivan.....	1,322	2003-06
21.	Jeffrey Adkins.....	1,308	2010-14
22.	Derek Rowland.....	1,295	2017-22
23.	Barry Cunningham.....	1,261	1973-77
24.	Jamaal Brooks.....	1,248	2001-05
25.	Ken Coleman.....	1,229	1984-88
26.	Keith Wright.....	1,204	2000-04
27.	Kessly Felizor.....	1,135	2016-20
28.	Larry Haney.....	1,132	1975-79
29.	Cameron Drew.....	1,123	1983-87
30.	Jack Nisbet.....	1,113	1965-69
31.	Jerome Goforth.....	1,101	1994-96
	Anthony McKnight.....	1,101	1983-86
33.	Ismael Caro.....	1,099	2002-04
34.	Dwane Crawford.....	1,095	1990-93
35.	Tetrick Stonar.....	1,056	2005-08
36.	Don Dempsey.....	1,042	1964-68
37.	Ken Sinclair.....	1,027	1980-84

FIELD GOALS

1.	Gary Liberatore.....	1,271	1962-66
2.	Herb Watkins.....	846	1984-88
3.	Jim Allen.....	744	1975-79
4.	Brian Smith.....	732	1987-91
5.	Cassius Chaney.....	728	2006-10
6.	Jason Williams.....	725	1989-93
7.	Gary Battle.....	722	1987-91
8.	Edgar Maull.....	705	1979-83
9.	Elijah Bailey.....	638	2016-20
10.	Willie Mintz.....	623	1978-82

FIELD GOAL PERCENTAGE (min. 200 made)

1.	Kelvin Jackson (328-556).....	.590	2006-10
2.	Jon Castaldi (245-427).....	.574	2002-06
3.	Nick Zauner (213-380).....	.561	1997-2000
4.	John Raslavsky (211-378).....	.558	1962-66
5.	Kessly Felizor (400-729).....	.549	2016-20
6.	Bill Jeffress (491-896).....	.548	1984-88
7.	Fred Hill (395-726).....	.544	1980-83
8.	Samont Washington (410-755).....	.543	1998-2001
9.	Phil Andros (555-1,032).....	.538	1963-67*
10.	Keith Wright (494-921).....	.536	2000-04
	Herb Watkins (846-1,578).....	.536	1984-88

\*1964-65 field goals made/attempted not available

THREE-POINT FIELD GOALS

1.	Justin Exum.....	294	2010-14
2.	Mike Grove.....	251	1989-93
3.	Derrick Rowland.....	217	2017-22
4.	Elijah Bailey.....	213	2016-20
5.	Alberto Alberdi.....	190	1998-03
	Gary Battle.....	190	1987-91
7.	D.J. Sackmann.....	179	2005-09
8.	Jason Williams.....	177	1989-93
9.	Brian Smith.....	175	1987-91
10.	Jeremy Williams.....	161	2009-13

THREE-POINT PERCENTAGE (min. 100 made)

1.	Jason Williams (177-419).....	.422	1989-93
2.	Jerome Goforth (121-295).....	.410	1994-96
3.	Gary Battle (190-466).....	.408	1987-91
4.	Brian Smith (175-437).....	.400	1987-91
5.	Alberto Alberdi (190-481).....	.395	1998-03
6.	Justin Exum (294-784).....	.375	2010-14
7.	Ken Coleman (106-283).....	.375	1984-88
8.	Mike Grove (251-671).....	.374	1989-93
9.	Darryl Greene (127-344).....	.369	2006-10
	Jemal Mosley (146-396).....	.369	2013-16

FREE THROWS

1.	Gary Liberatore.....	634	1962-66
2.	Hency Watt.....	398	1985-89
3.	Bill Jeffress.....	372	1984-88
4.	Cassius Chaney.....	336	2006-10
5.	Gary Battle.....	325	1987-91
	Jack Nisbet.....	325	1965-69
7.	Jason Williams.....	322	1989-93
8.	John Sullivan.....	314	2002-06
9.	Jeffrey Adkins.....	309	2010-14
10.	Justin Exum.....	303	2010-14
	Ken Coleman.....	303	1984-88

FREE THROW PERCENTAGE (min. 200 made)

1.	Elijah Bailey (291-346).....	.841	2016-20
2.	Justin Exum (303-361).....	.839	2010-14
3.	Jason Williams (322-384).....	.839	1989-93
4.	Gary Battle (325-393).....	.827	1987-91
5.	Darryl Greene (213-264).....	.807	2006-10
6.	Ronald Riordan (283-352).....	.804	1968-70
7.	Jim Allen (297-375).....	.792	1975-79
8.	Gary Liberatore (634-801).....	.792	1962-66
9.	Larry Haney (254-328).....	.774	1975-79
10.	Edgar Maull (271-353).....	.768	1979-83

REBOUNDS

1.	Phil Andros.....	1,732	1963-67
2.	Eric Anderson.....	1,271	2011-15
3.	Joe Pacheco.....	1,214	1966-70
4.	Willie Mintz.....	1,181	1978-82
5.	John Sullivan.....	1,000	2003-06
6.	Don Dempsey.....	931	1964-68
7.	Kessly Felizor.....	922	2016-20
8.	Cassius Chaney.....	903	2006-10
9.	John Raslavsky.....	847	1962-66
10.	Herb Watkins.....	832	1984-88

ASSISTS

1.	Ken Coleman.....	595	1984-88
2.	Ken Sinclair.....	570	1980-84
3.	Jeffery Adkins.....	400	2010-14
4.	Hency Watt.....	399	1985-89
5.	Dwayne Arrington.....	384	1992-96
6.	Joe Sclafani.....	348	1981-83
7.	Jack Nisbet*.....	343	1965-69*
8.	Danny Upchurch.....	342	2016-18
9.	Ismael Caro.....	323	2002-04
10.	Jim Allen.....	309	1975-79

\* Assists were not recorded for all of Nisbet's career

BLOCKS (since 1978)

1.	Eric Anderson.....	238	2011-15
2.	Herb Watkins.....	191	1984-88
3.	Bill Jeffress.....	172	1984-88
4.	Dwane Crawford.....	163	1989-93
5.	Bryan Johnson.....	127	1981-84
6.	Kelvin Jackson.....	125	2006-10
7.	Keith Wright.....	102	2000-04
8.	Cyrus James.....	94	2011-15
9.	Brian Smith.....	88	1987-91
10.	Willie Mintz*.....	77	1978-82*

\* Blocks were not recorded in the 1979-80 season

STEALS (since 1978)

1.	Ken Coleman.....	270	1984-88
2.	Herb Watkins.....	217	1984-88
3.	Hency Watt.....	198	1985-89
4.	Ken Sinclair.....	162	1980-84
5.	Ismael Caro.....	161	2002-04
6.	Mike Summers.....	154	1997-00
	Dwayne Arrington.....	154	1992-96
8.	Kobie Fowler.....	150	1990-93
9.	Brian Smith.....	142	1988-91
10.	Jeffery Adkins.....	133	2010-14

# THE LAST TIME

## THE LAST TIME A NEW HAVEN STUDENT-ATHLETE...

Scored 20-29 points .....	Ty Perry (20) & Davontrey Thomas (20) vs. Saint Michael's 11/16/22
Scored 30-39 points.....	Derrick Rowland (31) vs. Saint Michael's 01/8/22
Scored 40-49 points.....	Ismael Caro (46) vs. Bentley, 01/26/04
Scored 50 points .....	Ron Riordan (51) vs. Husson (30T), 12/20/69
Made 10 field goals.....	Derrick Rowland (12-21) vs. Saint Michael's 01/8/22
Made 10 free throws .....	Quashawn Lane (10-11) vs. Southern New Hampshire, 02/10/22
Made 5-9 three-pointers.....	Derrick Rowland (7) vs. Chestnut Hill 12/19/21
Made 10 three-pointers .....	Justin Exum (11-16) at Le Moyne, 11/28/10
Had 10-14 rebounds.....	Majur Majak (10) and Davontrey Thomas (10) vs. Southern New Hampshire 02/10/22
Had 15-19 rebounds.....	Majur Majak (16) at Adelphi 02/19/22
Had 20 rebounds.....	Eric Anderson (22) vs. Pace, 02/14/15
Had 10 assists.....	Derrick Rowland (10) vs Holy Family, 12/15/19
Had 5 blocks.....	Majur Majak (6) vs. STAC, 03/13/22
Had 5 steals.....	Victory Olawoye (5) vs. STAC, 03/13/22
Had a double-double.....	Majur Majak (12 pts, 18 rebs) vs. Southern Connecticut 02/16/22
Had a triple-double .....	Eric Anderson (26 pts., 28 rebs., 10 ast.) vs. Saint Anselm, 12/31/14
Had 20 points and 20 rebounds.....	Eric Anderson (20 pts., 22 rebs.) vs. Pace, 02/14/15
Had consecutive double-doubles .....	Majur Majak at Franklin Pierce 2/14 & vs. Southern Connecticut (12 pts, 18 rebs) 2/16/22
Led team in points, rebounds and assists .....	Quashawn Lane (20 pts., 6 rebs., 7 assts.) at Southern Connecticut, 12/1/21
Scored in the final 10 seconds to win .....	Elijah Bailey (Layup with 2.3 seconds remaining in OT) at Stonehill, 1/18/20

## THE LAST TIME A NEW HAVEN TEAM...

Allowed 50 points or fewer.....	vs CSI (W, 81-50), 11/12/21
Won by 20+ points.....	vs Franklin Pierce (W, 84-55), 02/14/22
Won by 30+ points.....	vs Saint Rose (W, 90-56), 02/08/22
Scored 90+ points .....	vs Saint Rose (W, 90-56), 02/08/22
Scored 100+ points.....	vs D'Youville (W, 101-52), 11/12/21
Had 50 rebounds.....	51 vs D'Youville (W, 101-52), 11/12/21
Shot 50 percent or better from the field .....	50.0% vs Saint Anselm (L, 74-75), 11/16/22
Shot 60 percent or better from the field .....	60.0% vs Adelphi (W, 82-64) 11/19/22
Shot 70 percent or better from the field.....	at Pace (32-45, 71.1 percent), 02/18/17
Shot 50 percent or better from three-point range (min. 10 attempts) .....	vs Stonehill (10-20, 50.0 percent), 01/16/22
Shot 60 percent or better from three-point range (min. 10 attempts) .....	at Adelphi (15-25, 60.0 percent), 01/04/20
Shot 90 percent or better from the free throw line (min. 10 attempts).....	at Southern Connecticut (11-22, 91.7 percent), 12/01/21
Finished without a three point field goal .....	vs Merrimack (0-14), 02/25/18
Made 10-14 three-pointers.....	12 at Franklin Pierce, 02/14/22
Made 15 three-pointers .....	at Adelphi (15-25), 01/04/20
Made more three-point than two-point field goals.....	vs. Southern Connecticut (18 three-pointers, 12 two-pointers), 02/06/19
Had 10 blocked shots.....	vs. Southern Connecticut (10), 02/16/22
Had 10 steals .....	12 vs. Southern Connecticut, 02/16/22
Had 20 assists.....	26 vs Saint Rose, 02/08/22
Had 4 players in double figures .....	vs. Adelphi (Thomas 19, Olawoye 18, Lane 15, Perry 13), 11/19/22
Had 5 players in double figures .....	vs Adelphi (Pierre Phillippe 19, Thomas 14, Lane 12, Rowland 11, Olawoye 10), 02/19/22
Had 6 players in double figures .....	at Adelphi (Upchurch 16, Vasic 15, Bourke 13, Kane 13, Rowland 11, Kane 10), 11/18/17
Had all 5 starters in double figures .....	at Stonehill (Bailey 33, Lane 23, Felizor 17, Rowland 15, Thomas 10), 03/04/20
Had 2 players with 20 points.....	vs Saint Michael's (Perry 20, Thomas 20), 11/16/22
Had 3 players with 20 points.....	vs Franklin Pierce (Bailey 21, Felizor 21, Rowland 20), 02/01/20
Had 5 players score 20 points .....	vs. Baptist (Wilder 31, Cunningham 22, MacLaughlin 22, Carey 21, Seilhamer 20), 01/05/74
Had 2 players with 10 rebounds.....	vs Southern New Hampshire (Majak 10, Thomas 10), 02/10/22
Had 2 players record a double-double.....	vs Southern New Hampshire (Majak 12 pts./10 rebs., Thomas 12 pts./10 rebs.), 02/10/22
Won in overtime .....	at Stonehill (W, 101-100 3ot), 03/04/20
Lost in overtime .....	at Adelphi (L, 91-94), 01/04/20
Scored 80 points or more and lost.....	at Adelphi (L, 91-94 ot), 01/04/20
Allowed 50 points or fewer and lost.....	vs. Saint Rose (L, 47-36), 02/07/15
Played a nationally-ranked opponent .....	vs No. 17/18 Bentley (W, 72-42), 01/14/20



TED HOTALING  
HEAD COACH  
TWELFTH SEASON  
ALBANY '95

With 173 career victories, Ted Hotaling stands second among nine head coaches in the history of the New Haven men's basketball program and with 27 more wins would become just the second coach in program history to win 200 career games. The 2022-23 season will mark his 12th season strolling the sidelines of Charger Gymnasium.

Named the ninth head coach in program history on March 31, 2010, Hotaling led the Chargers to back-to-back appearances in the Northeast-10 Conference Championship game, a pair of nine total appearances in the conference tournament under his tutelage. In addition, Hotaling's teams have earned four bids to the NCAA Division II National Tournament, the most recent coming in 2022.

Highlighting his 173 career victories was a 79-68 win over crosstown rival Southern Connecticut State University on February 15, 2016 which earned Hotaling his 100th career victory at the helm of the Blue and Gold, becoming the fourth coach at New Haven to reach the century mark. Three years later, to the day, Hotaling earned his 150th career victory when the Chargers posted a 72-61 home win over American International. Overall, Hotaling's .558 winning percentage ranks third in program history, while his record of 55-45 through his first 100 contests was the best since 1995.

Under his guidance, Hotaling has led a host of Chargers to postseason accolades and career records marks. Leading that list is Eric Anderson '15, a two-time All-American (2014, 2015), three-time Northeast-10 Defensive Player of the Year, two-time All-Region and four-time All-Conference performer. Anderson closed out his career at New Haven 14th all-time in scoring (1,551 points) while he also set a school record with 238 career blocks, passing Herb Watkins (191; 1984-88).

Anderson is one of 10 different players who all-totaled hauled in 17 All-Northeast-10 Conference honors under Hotaling. In addition, Hotaling's players have collected five major NE10 distinctions, and four different players have received All-Region honors during his tenure.

In the most recent season completed, Hotaling led the Chargers back to the NCAA Division II Championship for the fourth time in his tenure, advancing to the East Region semifinal round for the second time in as many appearances. Overall, New Haven closed out the 2021-22 season with an 18-9 overall record and a mark of 13-6 in the Northeast-10, finishing second in the Southwest Division.

Among the individual highlights for New Haven was Majur Majak who was named the NE10's Defensive Player of the Year while leading the team, the NE10 and all of NCAA Division II in blocks per game with an average of 3.1, as he closed out the season with a New Haven single season record of 85 blocks. In addition to Majak, point guard Quashawn Lane also earned a spot on the NE10 All-Conference Second Team.

In the Chargers return to the court following the COVID-19 pandemic shutdown, Hotaling led the Chargers to their second-straight appearance in the NE10 Championship game, wrapping up the 2019-20 campaign with a 15-15 record. As the fifth seed in the Southwest Division, the Chargers were road warriors throughout the tournament, with the highlight of the championship coming in the semifinals when New Haven outlasted Stonehill in an instant three overtime thriller 101-100.

The season prior (2018-19), the Chargers finished with a 21-10 record, their third 20+ win season under Hotaling, after earning an at-large bid to their eighth NCAA Tournament appearance. New Haven's postseason run came to an end against eventual regional champion Saint Anselm, but not before tying their highest win total under Hotaling which was previously set in 2013-14.

The 2017-18 season saw Hotaling lead the Chargers New Haven to the Northeast-10 Conference Championship for a second-straight season and the sixth time in program history. The Chargers earned a bye through the first round before falling to Merrimack in the quarterfinals. Overall, New Haven finished the 2017-18 season with a 17-10 record, the sixth time in the last seven years Hotaling has led New Haven to a winning season.

The Chargers made their fifth appearance in the NE10 Championship under Hotaling in the 2016-17 campaign, closing out the year 15-14 overall. New Haven earned a first round victory over Merrimack 84-58. During the 2015-16 season, Hotaling coached the Chargers to arguably the biggest win in program history when New Haven knocked off crosstown rival Southern Connecticut State. The Blue and Gold led the Owls for all but six minutes as they defeated the No. 2 ranked team, according to the NABC Coaches Poll, 79-66.

HOTALING ALL-TIME VS OPPONENTS

Adelphi.....	12-12	D'Youville .....	1-0
American Int'l.....	13-9	East Stroudsburg .....	1-1
Assumption .....	11-3	Franklin Pierce .....	8-4
Bentley .....	7-7	Georgian Court.....	2-0
Bloomfield.....	4-2	Goldey-Beacom.....	0-2
Bridgeport.....	0-1	Holy Family .....	1-1
Caldwell .....	0-1	Le Moyne .....	10-14
Chestnut Hill.....	1-0	LIU Post .....	3-0
CSI .....	1-0	Mercy .....	4-0
Concordia (N.Y.).....	4-0	Merrimack .....	7-7
Daemen .....	1-0	Molloy.....	3-1
Dominican (N.Y.) .....	2-1	NYIT .....	1-0
Dowling .....	4-1	Nyack .....	1-0

Pace .....	14-9
Philadelphia.....	0-1
Post .....	2-1
Queens .....	3-0
Saint Anselm .....	6-11
Saint Michael's.....	9-4
Saint Rose.....	10-13
Saint Thomas Aquinas .....	1-4
So. Connecticut State.....	11-13
So. New Hampshire .....	8-5
Stonehill.....	8-5
UMass Lowell .....	1-2

In 2014-15, Hotaling led the Chargers to their fourth-straight winning season, closing out the year with a 15-12 overall record. Among the highlights was senior Eric Anderson who was named Northeast-10 Defensive Player of the Year for a third-straight season, the first time in NE10 history a player has earned the top defensive accolades three years in a row. Anderson was also a repeat member of the NE10 All-Conference First Team and stands as the only Charger to earn first team honors. In addition, Anderson was named a Daktronics/Division II Conference Commissioners Association Third Team All-American and signed a contract to play with the Gladiators Trier in Germany's Basketball Bundesliga ProA League following the season.

Statistically, Anderson led NCAA Division II in rebounds per game (13.1) and defensive rebounds per game (9.85). He was also among the top-10 in the nation in double doubles (8th) and total rebounds (5th).

Hotaling's 2012-13 and 2013-14 teams finished with back-to-back 20-win seasons for the first time since 2002-03 and 2003-04, while also earning back-to-back appearances in the NCAA postseason tournament. Hotaling's 21-9 record in 2013-14 stands as the most wins in a single season under his leadership, while the Chargers' 14-6 record in the NE-10 that season was the second-best since joining the conference in 2008-09. That squad led the nation in personal fouls per game (13.6), while the Chargers ranked second in Division II in fewest turnovers per game (8.9). New Haven also ranked in the top 10 nationally in scoring defense (6th) and field goal percentage defense (9th).

Individually, Hotaling mentored Anderson to NE10 Defensive Player of the Year and All-America Honorable mention recognition - the first such mention for New Haven in 24 years. Anderson finished his junior season leading the Northeast-10 Conference and second in Division II in defensive rebounds per game (8.97). He also ranked third in the nation with 20 double-doubles.

In 2012-13, Hotaling led the Chargers to a 20-9 record - their first 20-win campaign since 2003-04. New Haven reached the NCAA postseason for the first time since 2004 and earned its first win on the national stage since 2003 with a victory over Dominican in the NCAA Division II East Region Quarterfinals.

That season, Hotaling's Chargers led the NE10 and ranked 10th nationally in fewest turnovers committed per game (11.0) and slotted at 13th in the country in scoring defense with an NE10-leading 61.1 points per game allowed. New Haven also finished second in the conference and 38th in Division II in free throw percentage (74.3). Individually, Anderson earned his first NE10 Defensive Player of the Year honor, finishing second in the nation with 18 double-doubles while ranking third with 12.0 rebounds per game and ninth in blocked shots at 2.45 per game.

Hotaling led the Chargers to a 15-13 record in 2011-12 - a seven-win improvement from the previous campaign and the club's first winning season since 2004-05. New Haven also qualified for the Northeast-10 Conference Championship, winning a First Round contest at Pace before falling in a 54-51 heartbreaker at Adelphi in the Quarterfinals.

In his first season as head coach, the Chargers posted an 8-18 overall mark and a 6-16 record in the Northeast-10 Conference. Throughout the season, New Haven ranked among the top three-point shooting teams in Division II. Freshman Justin Exum concluded the season ranked 17th nationally in three-point field goals per game. He was also the highest ranked freshman in that category. As a team, UNH ranked 31st in three-point field goal percentage and 32nd in three-point field goals per game.

With over 15 years of college coaching experience, Hotaling most recently spent five seasons as an assistant at Eastern Kentucky University. While at ECU, the Colonels enjoyed a number of record-setting seasons, including two postseason runs. Hotaling's main responsibilities at ECU included working with the guards and coordinating the program's recruiting efforts.

In 2007, the Colonels earned a berth to the NCAA Division I Men's Basketball Championship tournament. ECU was selected to the College Basketball Invitational this season after amassing a 20-11 regular season record. The Colonels were one of the best offensive teams in the country during Hotaling's tenure as well. In 2010, ECU ranked in the top 10 in three-point field goals made, turnovers per game and assist/turnover ratio. The Colonels also broke the Ohio Valley Conference record for three-pointers made in back-to-back seasons (2008-09 and 2009-10).

Prior to arriving at Eastern Kentucky, Hotaling served four years as a full-time assistant at Yale University from 2001-05. He also served one season as an assistant at UNH in 2000-01. The Niverville, N.Y. native began his coaching career at Adelphi University in 1998 where he spent one season as an assistant.

THE HOTALING FILE

University of New Haven  
Head Coach (2010-Present)

University of Eastern Kentucky  
Assistant Coach (2005-10)

Yale University  
Assistant Coach (2001-05)

University of New Haven  
Assistant Coach (2000-01)

Adelphi University  
Assistant Coach (1998-99)

University at Albany  
Hall of Fame Player (1991-95)

HOTALING  
YEAR-BY-YEAR RECORDS

2010-11 .....	8-18
2011-12 .....	15-13
2012-13 .....	20-9
2013-14 .....	21-9
2014-15 .....	15-12
2015-16 .....	8-18
2016-17 .....	15-14
2017-18 .....	17-10
2018-19 .....	21-10
2019-20 .....	15-15
2021-22.....	16-7
2022-23 .....	1-1

Overall Record: ..... 174-138 (.558)  
Conference Record: ..... 120-106 (.531)





## PLAYER CAREER/SEASON STATS



# ANDRE FRANCIS

0

## FORWARD

GRADUATE | 6-6 | 185

HARTFORD, CONN. | THE MASTER'S SCHOOL | CONCORD (NY)

### SINGLE-GAME SEASON HIGHS

Points: 3, vs Adelphi (11/19/22)  
Rebounds:  
Assists:  
Steals:  
Blocks:  
FG made: 1, vs Adelphi (11/19/22)  
FG attempts: 1, vs Adelphi (11/19/22)  
3FG made: 1, vs Adelphi (11/19/22)  
3FG attempts: 1, vs Adelphi (11/19/22)  
FT made:  
FT attempts:

### SINGLE-GAME CAREER HIGHS

Points: 5, 2x - last vs D'Youville (11/13/21)  
Rebounds: 3, vs D'Youville (11/13/21)  
Assists: 2, vs D'Youville (11/13/21)  
Steals: 2 - last vs D'Youville (11/13/21)  
Blocks: 1, vs Adelphi (1/17/22)  
FG made: 2, 3x - last vs D'Youville (11/13/21)  
FG attempts: 5, vs D'Youville (11/13/21)  
3FG made: 1, 4x - last vs Adelphi (11/19/22)  
3FG attempts: 3, vs D'Youville (11/13/21)  
FT made: 1, at Franklin Pierce (2/14/22)  
FT attempts: 2, at Franklin Pierce (2/14/22)

### CAREER STATISTICS

					-----Total-----			-----3-Point-----			-----F-Throw-----			-----Rebounds-----											
Year	GP	GS	Min	Avg	FG	FGA	Pct	FG	FGA	Pct	FT	FTA	Pct	Off	Def	Tot	Avg	PF	FO	Ast	TO	Blk	Stl	Pts	Avg
2018-19	12	0	41	3.4	7	11	.636	1	4	.250	0	0	.000	0	3	3	0.3	8	0	3	3	0	5	15	1.3
2019-20	2	0	5	2.7	0	0	.000	0	0	.000	0	0	.000	0	0	0	0.0	0	0	1	0	0	0	0	0.0
2021-22	10	0	36	3.6	3	10	.300	2	8	.250	1	2	.500	1	8	9	0.9	2	0	3	3	1	3	9	0.9
2022-23	1	0	3	3.0	1	1	1.000	1	1	1.000	0	0	.000	0	0	0	0.0	0	0	0	0	0	0	3	3.0
at UNH	13	0	45	3.5	4	11	.364	3	9	.333	1	2	.500	1	8	9	0.8	2	0	4	3	1	3	12	0.9
CAREER	25	0	85	3.4	11	22	.500	4	13	.308	1	2	.500	1	11	12	0.5	10	0	7	6	1	8	27	1.1



# JEAN BERNARD

1

## FORWARD

SOPHOMORE | 6-6 | 190

TRENTON, N.J. | TRENTON CATHOLIC ACADEMY

### SINGLE-GAME SEASON HIGHS

Points:  
Rebounds:  
Assists:  
Steals:  
Blocks:  
FG made:  
FG attempts:  
3FG made:  
3FG attempts:  
FT made:  
FT attempts:

### SINGLE-GAME CAREER HIGHS

Points:  
Rebounds:  
Assists:  
Steals:  
Blocks:  
FG made:  
FG attempts:  
3FG made:  
3FG attempts:  
FT made:  
FT attempts:

### CAREER STATISTICS

-----Total-----   -----3-Point-----   -----F-Throw-----   -----Rebounds-----																										
Year	GP	GS	Min	Avg	FG	FGA	Pct	FG	FGA	Pct	FT	FTA	Pct	Off	Def	Tot	Avg	PF	FO	Ast	TO	Blk	Stl	Pts	Avg	
2022-23																										
TOTAL																										



## PLAYER CAREER/SEASON STATS



# TARESE MORSE

2

## FORWARD

SOPHOMORE | 6-5 | 210

SPRINGFIELD, MASS. | SPRINGFIELD | HUTCHINSON CC

### SINGLE-GAME SEASON HIGHS

Points:  
Rebounds:  
Assists:  
Steals:  
Blocks:  
FG made:  
FG attempts:  
3FG made:  
3FG attempts:  
FT made:  
FT attempts:

### SINGLE-GAME CAREER HIGHS

Points:  
Rebounds:  
Assists:  
Steals:  
Blocks:  
FG made:  
FG attempts:  
3FG made:  
3FG attempts:  
FT made:  
FT attempts:

### CAREER STATISTICS

Year	GP	GS	Min	Avg	-----Total-----			-----3-Point-----			-----F-Throw-----			-----Rebounds-----										Pts	Avg
					FG	FGA	Pct	FG	FGA	Pct	FT	FTA	Pct	Off	Def	Tot	Avg	PF	FO	Ast	TO	Blk	Stl		
2022-23	1	0	4.0	4.0	0	0	.000	0	0	.000	0	0	.000	0	0	0	0.0	0	0	0	0	0	0	0	0.0
<b>TOTAL</b>	<b>1</b>	<b>0</b>	<b>4.0</b>	<b>4.0</b>	<b>0</b>	<b>0</b>	<b>.000</b>	<b>0</b>	<b>0</b>	<b>.000</b>	<b>0</b>	<b>0</b>	<b>.000</b>	<b>0</b>	<b>0</b>	<b>0</b>	<b>0.0</b>	<b>0</b>	<b>0</b>	<b>0</b>	<b>0</b>	<b>0</b>	<b>0</b>	<b>0</b>	<b>0.0</b>



# JUSTIN HENDRICK

3

## GUARD

SOPHOMORE | 6-2 | 175

VALLEY STREAM, N.Y. | ST. FRANCIS | NIAGARA CC

### SINGLE-GAME SEASON HIGHS

Points: 2, vs Adelphi (11/19/22)  
Rebounds: 2, vs Adelphi (11/19/22)  
Assists:  
Steals:  
Blocks:  
FG made: 1, vs Adelphi (11/19/22)  
FG attempts: 5, vs Adelphi (11/19/22)  
3FG made:  
3FG attempts: 2, vs Adelphi (11/19/22)  
FT made:  
FT attempts:

### SINGLE-GAME CAREER HIGHS

Points: 2, vs Adelphi (11/19/22)  
Rebounds: 2, vs Adelphi (11/19/22)  
Assists:  
Steals:  
Blocks:  
FG made: 1, vs Adelphi (11/19/22)  
FG attempts: 5, vs Adelphi (11/19/22)  
3FG made:  
3FG attempts: 2, vs Adelphi (11/19/22)  
FT made:  
FT attempts:

### CAREER STATISTICS

Year	GP	GS	Min	Avg	-----Total-----			-----3-Point-----			-----F-Throw-----			-----Rebounds-----										Pts	Avg
					FG	FGA	Pct	FG	FGA	Pct	FT	FTA	Pct	Off	Def	Tot	Avg	PF	FO	Ast	TO	Blk	Stl		
2022-23	2	0	22	11.0	1	5	.200	0	2	.000	0	0	.000	0	2	2	1.0	2	0	0	3	0	0	2	1.0
<b>TOTAL</b>	<b>2</b>	<b>0</b>	<b>22</b>	<b>11.0</b>	<b>1</b>	<b>5</b>	<b>.200</b>	<b>0</b>	<b>2</b>	<b>.000</b>	<b>0</b>	<b>0</b>	<b>.000</b>	<b>0</b>	<b>2</b>	<b>2</b>	<b>1.0</b>	<b>2</b>	<b>0</b>	<b>0</b>	<b>3</b>	<b>0</b>	<b>0</b>	<b>2</b>	<b>1.0</b>

## PLAYER CAREER/SEASON STATS



# QUASHAWN LANE

4

## GUARD

GRAD STUDENT | 6-2 | 175  
TRENTON, N.J. | TRENTON CATHOLIC ACADEMY

### SINGLE-GAME SEASON HIGHS

Points: 15, vs Adelphi (11/19/22)  
Rebounds: 7, vs Adelphi (11/19/22)  
Assists: 8, at Saint Michael's (11/16/22)  
Steals: 2, vs Adelphi (11/19/22)  
Blocks: 1, at Saint Michael's (11/16/22)  
FG made: 7, vs Adelphi (11/19/22)  
FG attempts: 11, vs Adelphi (11/19/22)  
3FG made:  
3FG attempts: 1, 2x - last vs Adelphi (11/19/22)  
FT made: 4, at Saint Michael's (11/16/22)  
FT attempts: 4, at Saint Michael's (11/16/22)

### SINGLE-GAME CAREER HIGHS

Points: 23, at Stonehill (3/4/20)  
Rebounds: 10, vs American International (12/7/21)  
Assists: 9, vs Saint Rose (2/8/21)  
Steals: 5, at Saint Rose (2/12/20)  
Blocks: 3, vs Southern Connecticut (3/6/19)  
FG made: 10, at Stonehill (3/4/20)  
FG attempts: 17, at Saint Anselm (1/19/22)  
3FG made: 2, 3x - last at Le Moyne (3/1/20)  
3FG attempts: 6, 3x - last vs Southern New Hampshire (2/10/22)  
FT made: 10, vs Southern New Hampshire (2/20/22)  
FT attempts: 11, vs Southern New Hampshire (2/20/22)

### CAREER STATISTICS

	-----Total-----			-----3-Point-----			-----F-Throw-----			-----Rebounds-----															
Year	GP	GS	Min	Avg	FG	FGA	Pct	FG	FGA	Pct	FT	FTA	Pct	Off	Def	Tot	Avg	PF	FO	Ast	TO	Blk	Stl	Pts	Avg
2018-19	27	26	834	30.9	87	155	.561	19	42	.452	48	59	.814	17	90	107	4.0	62	1	92	67	8	27	241	8.9
2019-20	26	24	825	31.7	89	172	.517	23	54	.426	50	62	.806	12	94	106	4.1	55	0	93	46	6	31	251	9.7
2021-22	26	26	858	33.0	128	261	.490	24	57	.421	71	92	.772	24	113	137	5.3	42	2	100	57	13	36	351	13.5
2022-23	2	2	69	34.5	10	19	.526	0	2	.000	5	5	1.000	1	11	12	6.0	4	0	11	1	1	3	25	12.5
<b>TOTAL</b>	<b>81</b>	<b>78</b>	<b>2,589</b>	<b>32.0</b>	<b>314</b>	<b>608</b>	<b>.516</b>	<b>66</b>	<b>156</b>	<b>.423</b>	<b>174</b>	<b>218</b>	<b>.798</b>	<b>55</b>	<b>308</b>	<b>363</b>	<b>4.5</b>	<b>163</b>	<b>3</b>	<b>295</b>	<b>175</b>	<b>28</b>	<b>97</b>	<b>868</b>	<b>10.7</b>



# JOSHUA HOPSON

5

## FORWARD

FRESHMAN | 6-8 | 255  
JERSEY CITY, N.J. | MACDUFFIE SCHOOL

### SINGLE-GAME SEASON HIGHS

Points:  
Rebounds: 2, vs Adelphi (11/19/22)  
Assists:  
Steals:  
Blocks:  
FG made:  
FG attempts:  
3FG made:  
3FG attempts:  
FT made:  
FT attempts:

### SINGLE-GAME CAREER HIGHS

Points:  
Rebounds: 2, vs Adelphi (11/19/22)  
Assists:  
Steals:  
Blocks:  
FG made:  
FG attempts:  
3FG made:  
3FG attempts:  
FT made:  
FT attempts:

### CAREER STATISTICS

	-----Total-----			-----3-Point-----			-----F-Throw-----			-----Rebounds-----															
Year	GP	GS	Min	Avg	FG	FGA	Pct	FG	FGA	Pct	FT	FTA	Pct	Off	Def	Tot	Avg	PF	FO	Ast	TO	Blk	Stl	Pts	Avg
2022-23	1	0	6.0	6.0	0	0	.000	0	0	.000	0	0	.000	0	2	2	2.0	0	0	0	0	0	0	0	0.0
<b>TOTAL</b>	<b>1</b>	<b>0</b>	<b>6.0</b>	<b>6.0</b>	<b>0</b>	<b>0</b>	<b>.000</b>	<b>0</b>	<b>0</b>	<b>.000</b>	<b>0</b>	<b>0</b>	<b>.000</b>	<b>0</b>	<b>2</b>	<b>2</b>	<b>2.0</b>	<b>0</b>	<b>0</b>	<b>0</b>	<b>0</b>	<b>0</b>	<b>0</b>	<b>0</b>	<b>0.0</b>

PLAYER CAREER/SEASON STATS



TY PERRY

10

FORWARD

SENIOR | 6-3 | 200  
BOSTON, MASS. | BRIGHTON | BUFFALO

SINGLE-GAME SEASON HIGHS

Points: 20, at Saint Michael's (11/16/22)  
Rebounds: 9, at Saint Michael's (11/16/22)  
Assists: 1, vs Adelphi (11/19/22)  
Steals: 3, at Saint Michael's (11/16/22)  
Blocks:  
FG made: 8, at Saint Michael's (11/16/22)  
FG attempts: 20, at Saint Michael's (11/16/22)  
3FG made:  
3FG attempts: 3, at Saint Michael's (11/16/22)  
FT made: 4, at Saint Michael's (11/16/22)  
FT attempts: 5, 2x - last vs Adelphi (11/19/22)

SINGLE-GAME CAREER HIGHS

Points: 22, 2x - last at Houston Christian (11/10/18)  
Rebounds: 9, at Saint Michael's (11/16/22)  
Assists: 4, 2x - last at Davidson (1/19/20)  
Steals: 3, 2x - last at Saint Michael's (11/16/22)  
Blocks: 1, at George Washington (3/6/19)  
FG made: 8, 3x - last at Saint Michael's (11/16/22)  
FG attempts: 20, at Saint Michael's (11/16/22)  
3FG made: 6, 4x - last  
3FG attempts: 13, vs St. Bonaventure (1/29/20)  
FT made: 7, 2x - last vs Duquesne (2/16/20)  
FT attempts: 10, vs George Washington (3/6/19)

CAREER STATISTICS

Year					-----Total-----			-----3-Point-----			-----F-Throw-----			-----Rebounds-----											
	GP	GS	Min	Avg	FG	FGA	Pct	FG	FGA	Pct	FT	FTA	Pct	Off	Def	Tot	Avg	PF	FO	Ast	TO	Blk	Stl	Pts	Avg
2018-19	31	3	428	13.8	58	166	.349	39	112	.348	20	23	.870	10	50	60	1.9	19	0	14	17	1	7	175	5.6
2019-20	30	16	637	21.2	78	195	.400	43	116	.371	25	33	.758	6	68	74	2.5	39	1	17	30	0	19	224	7.5
2020-21	11	2	207	18.8	24	72	.333	15	50	.300	20	25	.800	2	20	22	2.0	9	0	9	10	0	7	83	7.5
2021-22	12	0	70	5.8	11	32	.344	2	12	.167	2	6	.333	5	7	12	1.0	5	0	7	3	0	2	26	2.2
2022-23	2	2	57	28.5	13	32	.406	0	5	.000	7	10	.700	4	11	15	7.5	2	0	1	3	0	5	33	16.5
at UNH	2	2	57	28.5	13	32	.406	0	5	.000	7	10	.700	4	11	15	7.5	2	0	1	3	0	5	33	16.5
Career	86	23	1,399	16.3	184	497	.370	99	295	.336	74	97	.763	27	156	183	2.1	75	1	48	63	1	40	541	6.3

PLAYER CAREER/SEASON STATS



VICTOR OLAWOYE

11

GUARD

GRAD STUDENT | 6-2 | 185  
ELMONT, N.Y. | ELMONT MEMORIAL | GANNON

SINGLE-GAME SEASON HIGHS

Points: 18, vs Adelphi (11/19/22)  
Rebounds: 7, vs Adelphi (11/19/22)  
Assists: 8, vs Adelphi (11/19/22)  
Steals: 2, vs Adelphi (11/19/22)  
Blocks:  
FG made: 7, vs Adelphi (11/19/22)  
FG attempts: 8, vs Adelphi (11/19/22)  
3FG made: 3, vs Adelphi (11/19/22)  
3FG attempts: 4, vs Adelphi (11/19/22)  
FT made: 1, vs Adelphi (11/19/22)  
FT attempts: 3, vs Adelphi (11/19/22)

SINGLE-GAME CAREER HIGHS

Points: 24, vs California (Pa.) (1/22/20)  
Rebounds: 8, 2x - last vs Saint Anselm (2/28/22)  
Assists: 9, vs Southern New Hampshire (2/10/22)  
Steals: 5, vs Saint Thomas Aquinas (3/13/22)  
Blocks: 1, 9x - last  
FG made: 9, 2x - last vs Edinboro (2/16/19)  
FG attempts: 21, vs Edinboro (2/16/19)  
3FG made: 6, vs West Chester (11/23/19)  
3FG attempts: 11, 2x - last vs California (Pa.) (2/13/19)  
FT made: 7, 2x - last at Bloomsburg (12/21/19)  
FT attempts: 8, at Bloomsburg (12/21/19)

CAREER STATISTICS

					-----Total-----			-----3-Point-----			-----F-Throw-----			-----Rebounds-----													
Year	GP	GS	Min	Avg	FG	FGA	Pct	FG	FGA	Pct	FT	FTA	Pct	Off	Def	Tot	Avg	PF	FO	Ast	TO	Blk	Stl	Pts	Avg		
2018-19	28	14	783	28.0	94	258	.364	49	146	.336	55	78	.705	28	67	95	3.4	52	0	67	80	3	28	292	10.4		
2019-20	27	14	639	23.7	73	193	.378	32	102	.314	43	58	.741	12	76	88	3.3	54	2	55	57	4	43	221	8.2		
2021-22	26	20	740	28.4	70	157	.446	20	61	.328	37	55	.673	21	77	98	3.8	49	0	90	58	2	41	197	7.6		
2022-23	2	2	65	32.5	11	14	.786	4	6	.667	1	3	.333	1	11	12	6.0	5	0	11	2	0	3	27	13.5		
at UNH	28	22	802	28.6	81	171	.474	24	67	.358	38	58	.655	22	88	110	3.9	54	0	101	60	2	44	224	8.0		
Career	83	50	2,227	26.8	248	622	.399	105	315	.333	136	194	.701	62	231	293	3.5	160	2	223	197	9	115	737	8.9		



## PLAYER CAREER/SEASON STATS



# MAJUR MAJAK

# 12

## CENTER

SENIOR | 7-1 | 235

POUGHKEEPSIE, N.Y. | THE PATRICK SCHOOL | SAINT PETER'S

### SINGLE-GAME SEASON HIGHS

Points: 10, at Saint Michael's (11/16/22)  
Rebounds: 7, at Saint Michael's (11/16/22)  
Assists: 2, at Saint Michael's (11/16/22)  
Steals: 2, at Saint Michael's (11/16/22)  
Blocks: 4, vs Adelphi (11/19/22)  
FG made: 5, at Saint Michael's (11/16/22)  
FG attempts: 7, at Saint Michael's (11/16/22)  
3FG made:  
3FG attempts:  
FT made: 2, vs Adelphi (11/19/22)  
FT attempts: 2, vs Adelphi (11/19/22)

### SINGLE-GAME CAREER HIGHS

Points: 14, vs Saint Rose (2/8/22)  
Rebounds: 18, vs Southern Connecticut (2/16/22)  
Assists: 2, 2x - last at Saint Michael's (11/16/22)  
Steals: 2, 2x - last at Saint Michael's (11/16/22)  
Blocks: 9, vs Southern Connecticut (2/16/22)  
FG made: 5, 4x - last at Saint Michael's (11/16/22)  
FG attempts: 8, vs Southern Connecticut (2/16/22)  
3FG made:  
3FG attempts: 1, 4x - last  
FT made: 4, 4x - last  
FT attempts: 6, vs Southern Connecticut (2/16/22)

### CAREER STATISTICS

	-----Total-----			-----3-Point-----			-----F-Throw-----			-----Rebounds-----															
Year	GP	GS	Min	Avg	FG	FGA	Pct	FG	FGA	Pct	FT	FTA	Pct	Off	Def	Tot	Avg	PF	FO	Ast	TO	Blk	Stl	Pts	Avg
2018-19	22	0	136	6.2	8	14	.571	0	0	.000	4	6	.667	7	19	26	1.2	28	1	1	11	13	3	20	0.9
2019-20	25	16	223	8.9	14	24	.583	0	0	.000	13	16	.813	15	36	51	2.0	34	0	0	12	27	8	41	1.6
2021-22	27	26	613	22.7	67	111	.604	0	4	.000	32	39	.821	57	167	224	8.3	48	1	7	31	85	6	166	6.1
2022-23	2	2	57	28.5	8	10	.800	0	0	.000	2	3	.667	0	13	13	6.5	3	0	2	4	6	3	18	9.0
at UNH	29	28	665	22.9	75	121	.620	0	4	.000	34	42	.810	58	180	238	8.2	51	1	9	35	91	9	184	6.3
Career	76	44	1,029	13.5	97	159	.610	0	4	.000	51	64	.797	79	235	314	4.1	113	2	10	58	131	20	245	3.2



# CHRISTIAN KELLMAN

# 13

## GUARD

SOPHOMORE | 6-10 | 170

LITTLE NECK, N.Y. | JOHN ADAMS

### SINGLE-GAME SEASON HIGHS

Points:  
Rebounds:  
Assists:  
Steals:  
Blocks:  
FG made:  
FG attempts:  
3FG made:  
3FG attempts:  
FT made:  
FT attempts:

### SINGLE-GAME CAREER HIGHS

Points: 4, at Staten Island (11/12/21)  
Rebounds: 2, vs D'Youville (11/13/21)  
Assists:  
Steals:  
Blocks:  
FG made: 2, at Staten Island (11/12/21)  
FG attempts: 2 - 3x - last at Molloy (11/17/21)  
3FG made:  
3FG attempts: 1, 2x - last at Franklin Pierce (2/14/22)  
FT made:  
FT attempts: 2, vs Southern New Hampshire (2/10/22)

### CAREER STATISTICS

	-----Total-----			-----3-Point-----			-----F-Throw-----			-----Rebounds-----															
Year	GP	GS	Min	Avg	FG	FGA	Pct	FG	FGA	Pct	FT	FTA	Pct	Off	Def	Tot	Avg	PF	FO	Ast	TO	Blk	Stl	Pts	Avg
2021-22	7	0	17	2.5	6	9	.667	0	2	.000	0	2	.000	1	4	5	0.7	2	0	0	1	0	0	12	1.7
2022-23	1	0	3	3.0	0	0	.000	0	0	.000	0	0	.000	0	0	0	0.0	2	0	0	0	0	0	0	0.0
TOTAL	8	0	20	2.5	6	9	.667	0	2	.000	0	2	.000	1	4	5	0.7	4	0	0	1	0	0	12	1.7

## PLAYER CAREER/SEASON STATS



# KENDALL MCMILLAN

# 15

## GUARD

SENIOR | 6-1 | 180

BALTIMORE, MD. | MOUNT SAINT JOSEPH

### SINGLE-GAME SEASON HIGHS

Points:  
Rebounds:  
Assists:  
Steals:  
Blocks:  
FG made:  
FG attempts:  
3FG made:  
3FG attempts:  
FT made:  
FT attempts:

### SINGLE-GAME CAREER HIGHS

Points: 10, at Florida Southern (11/29/19)  
Rebounds: 4, 2x - last vs D'Youville (11/13/21)  
Assists: 8, vs D'Youville (11/13/21)  
Steals: 2, last vs Adelphi (1/17/22)  
Blocks: 1, at Southern Connecticut (11/28/18)  
FG made: 5, at Florida Southern (11/29/19)  
FG attempts: 10, at Florida Southern (11/29/19)  
3FG made: 1, 4x - last  
3FG attempts: 3, 2x - last vs Southern New Hampshire (2/10/22)  
FT made: 4, vs D'Youville (11/13/21)  
FT attempts: 4, 2x - last vs D'Youville (11/13/21)

### CAREER STATISTICS

Year	GP	GS	Min	Avg	FG	FGA	Pct	FG	FGA	Pct	FT	FTA	Pct	Off	Def	Tot	Avg	PF	FO	Ast	TO	Blk	Stl	Pts	Avg
2018-19	12	0	91	7.6	8	20	.400	1	5	.200	2	8	.250	0	6	6	0.5	10	0	11	8	1	1	19	1.6
2019-20	5	1	63	12.6	10	21	.476	1	4	.250	0	1	.000	2	6	8	1.6	3	0	9	6	0	1	21	4.2
2021-22	23	0	199	8.6	16	45	.422	2	7	.286	17	18	.944	5	24	29	1.3	17	0	32	23	0	12	57	2.5
2022-23																									
Career	40	1	352	8.8	37	86	.430	4	16	.250	19	27	.704	7	36	43	1.1	30	0	52	37	1	14	97	2.4



# ADRIEL GILL

# 20

## GUARD

SENIOR | 6-2 | 195

MERIDEN, CONN. | PLATT

### SINGLE-GAME SEASON HIGHS

Points:  
Rebounds:  
Assists:  
Steals:  
Blocks:  
FG made:  
FG attempts:  
3FG made:  
3FG attempts:  
FT made:  
FT attempts:

### SINGLE-GAME CAREER HIGHS

Points:  
Rebounds: 1, at Franklin Pierce (2/14/22)  
Assists:  
Steals:  
Blocks:  
FG made:  
FG attempts:  
3FG made:  
3FG attempts:  
FT made:  
FT attempts:

### CAREER STATISTICS

Year	GP	GS	Min	Avg	FG	FGA	Pct	FG	FGA	Pct	FT	FTA	Pct	Off	Def	Tot	Avg	PF	FO	Ast	TO	Blk	Stl	Pts	Avg
2021-22	1	0	1	1.0	0	0	.000	0	0	.000	0	0	.000	0	1	1	1.0	0	0	0	1	0	0	0	0.0
2022-23																									
Total	1	0	1	1.0	0	0	.000	0	0	.000	0	0	.000	0	1	1	1.0	0	0	0	1	0	0	0	0.0

## PLAYER CAREER/SEASON STATS



# ETHAN SIMMON

# 21

## FORWARD

FRESHMAN | 6-5 | 190  
EDISON, N.J. | ST JOSEPH METUCHEN

### SINGLE-GAME SEASON HIGHS

Points:  
Rebounds:  
Assists:  
Steals:  
Blocks:  
FG made:  
FG attempts:  
3FG made:  
3FG attempts:  
FT made:  
FT attempts:

### SINGLE-GAME CAREER HIGHS

Points:  
Rebounds:  
Assists:  
Steals:  
Blocks:  
FG made:  
FG attempts:  
3FG made:  
3FG attempts:  
FT made:  
FT attempts:

### CAREER STATISTICS

		-----Total-----			-----3-Point-----			-----F-Throw-----			-----Rebounds-----														
Year	GP	GS	Min	Avg	FG	FGA	Pct	FG	FGA	Pct	FT	FTA	Pct	Off	Def	Tot	Avg	PF	FO	Ast	TO	Blk	Stl	Pts	Avg
2022-23																									
TOTAL																									



# JASON EDOKPAYI

# 22

## FORWARD

SOPHOMORE | 6-6 | 220  
LAUREL, MD. | MOUNT ST JOSEPH | FAIRFIELD

### SINGLE-GAME SEASON HIGHS

Points:  
Rebounds: 3, at Saint Michael's (11/16/22)  
Assists:  
Steals:  
Blocks:  
FG made:  
FG attempts: 3, at Saint Michael's (11/16/22)  
3FG made:  
3FG attempts:  
FT made:  
FT attempts:

### SINGLE-GAME CAREER HIGHS

Points: 8, at Manhattan (3/5/21)  
Rebounds: 5, 2x - last vs Medgar Evers (11/16/21)  
Assists: 1, at Manhattan (3/5/21)  
Steals: 1, 3x - last vs Medgar Evers (11/16/21)  
Blocks: 1, at Manhattan (3/5/21)  
FG made: 4, at Manhattan (3/5/21)  
FG attempts: 5, at Manhattan (3/5/21)  
3FG made:  
3FG attempts: 1, 2x - last vs Saint Peter's (3/12/21)  
FT made: 1, vs Quinnipiac (2/7/21)  
FT attempts: 2, vs Quinnipiac (2/7/21)

### CAREER STATISTICS

		-----Total-----			-----3-Point-----			-----F-Throw-----			-----Rebounds-----														
Year	GP	GS	Min	Avg	FG	FGA	Pct	FG	FGA	Pct	FT	FTA	Pct	Off	Def	Tot	Avg	PF	FO	Ast	TO	Blk	Stl	Pts	Avg
2019-20	9	5	73	8.2	8	16	.500	0	2	.000	1	3	.333	3	6	9	1.0	4	0	1	0	1	2	17	1.9
2021-22	3	0	18	5.9	4	6	.667	0	0	.000	0	0	.000	2	5	7	2.3	1	0	0	1	0	1	8	2.7
2022-23	2	0	13	9.0	0	3	.000	0	0	.000	0	0	.000	1	3	4	2.0	3	0	0	1	0	0	0	0.0
at UNH	2	0	13	9.0	0	3	.000	0	0	.000	0	0	.000	1	3	4	2.0	3	0	0	1	0	0	0	0.0
Career	14	6	104	7.4	12	25	.480	0	2	.000	1	3	.333	6	14	20	1.4	8	0	1	2	1	3	25	1.8

## PLAYER CAREER/SEASON STATS



# SEAN BRAITHWAITE

# 23

## FORWARD

JUNIOR | 6-6 | 220

CENTER MORICHES, N.Y. | CENTER MORICHES

### SINGLE-GAME SEASON HIGHS

Points: 5, at Saint Michael's (11/16/22)  
Rebounds: 3, at Saint Michael's (11/16/22)  
Assists: 3, vs Adelphi (11/19/22)  
Steals:  
Blocks: 1, at Saint Michael's (11/16/22)  
FG made: 2, 2x - last vs Adelphi (11/19/22)  
FG attempts: 4, vs Adelphi (11/19/22)  
3FG made:  
3FG attempts:  
FT made: 1, at Saint Michael's (11/16/22)  
FT attempts: 2, at Saint Michael's (11/16/22)

### SINGLE-GAME CAREER HIGHS

Points: 12, at Molloy (11/17/21)  
Rebounds: 3, 3x - last at Saint Michael's (11/16/22)  
Assists: 3, 2x - last vs Adelphi (11/19/22)  
Steals: 2, 2x - last at Saint Rose (12/4/21)  
Blocks: 1, 3x - last at Saint Michael's (11/16/22)  
FG made: 4, at Molloy (11/17/21)  
FG attempts: 7, vs D'Youville (11/13/21)  
3FG made: 4, at Molloy (11/17/21)  
3FG attempts: 4, 2x - last at Molloy (11/17/21)  
FT made: 3, vs D'Youville (11/13/21)  
FT attempts: 5, vs D'Youville (11/13/21)

### CAREER STATISTICS

Year	GP	GS	Min	Avg	-----Total-----			-----3-Point-----			-----F-Throw-----			-----Rebounds-----										Pts	Avg
					FG	FGA	Pct	FG	FGA	Pct	FT	FTA	Pct	Off	Def	Tot	Avg	PF	FO	Ast	TO	Blk	Stl		
2019-20	6	0	45	7.5	2	6	.333	0	3	.000	0	0	.000	2	4	6	1.0	6	0	1	0	1	1	4	0.7
2021-22	21	3	250	11.9	16	43	.372	6	22	.273	4	13	.308	12	8	20	1.0	21	0	8	10	1	9	42	2.0
2022-23	2	0	32	16.0	4	6	.667	0	0	.000	1	2	.500	1	3	4	2.0	1	0	4	3	1	0	9	4.5
Career	29	3	326	11.2	22	55	.400	6	25	.240	5	15	.333	15	15	30	1.0	28	0	12	13	3	10	55	1.9



# KYLE KEARSON

# 25

## FORWARD

FRESHMAN | 6-4 | 170

WEST HAVEN, CONN. | WEST HAVEN

### SINGLE-GAME SEASON HIGHS

Points:  
Rebounds:  
Assists:  
Steals:  
Blocks:  
FG made:  
FG attempts:  
3FG made:  
3FG attempts:  
FT made:  
FT attempts:

### SINGLE-GAME CAREER HIGHS

Points:  
Rebounds:  
Assists:  
Steals:  
Blocks:  
FG made:  
FG attempts:  
3FG made:  
3FG attempts:  
FT made:  
FT attempts:

### CAREER STATISTICS

Year	GP	GS	Min	Avg	-----Total-----			-----3-Point-----			-----F-Throw-----			-----Rebounds-----										Pts	Avg
					FG	FGA	Pct	FG	FGA	Pct	FT	FTA	Pct	Off	Def	Tot	Avg	PF	FO	Ast	TO	Blk	Stl		
2022-23																									
TOTAL																									



PLAYER CAREER/SEASON STATS



DAVONTREY THOMAS

34

FORWARD

JUNIOR | 6-5 | 200  
POUGHKEEPSIE, N.Y. | POUGHKEEPSIE

SINGLE-GAME SEASON HIGHS

Points: 20, at Saint Michael's (11/16/22)  
Rebounds: 3, at Saint Michael's (11/16/22)  
Assists: 2, at Saint Michael's (11/16/22)  
Steals:  
Blocks:  
FG made: 8, at Saint Michael's (11/16/22)  
FG attempts: 14, at Saint Michael's (11/16/22)  
3FG made: 4, 2x - last vs Adelphi (11/19/22)  
3FG attempts: 8, 2x - last vs Adelphi (11/19/22)  
FT made: 1, vs Adelphi (11/19/22)  
FT attempts: 1, vs Adelphi (11/19/22)

SINGLE-GAME CAREER HIGHS

Points: 31, at Staten Island (11/12/21)  
Rebounds: 14, at Bentley (2/28/20)  
Assists: 6, vs Holy Family (12/15/19)  
Steals: 3, 2x - last at Adelphi (2/19/22)  
Blocks: 1, 10x - last  
FG made: 10, at Staten Island (11/12/21)  
FG attempts: 16, at American International (1/5/22)  
3FG made: 5, 2x - last vs D'Youville (11/13/21)  
3FG attempts: 9, 2x - last vs D'Youville (11/13/21)  
FT made: 7, 2x - last at Staten Island (11/12/21)  
FT attempts: 8, at Staten Island (11/12/21)

CAREER STATISTICS

Year	GP	GS	Min	Avg	Total			3-Point			F-Throw			Rebounds				PF	FO	Ast	TO	Blk	Stl	Pts	Avg
					FG	FGA	Pct	FG	FGA	Pct	FT	FTA	Pct	Off	Def	Tot	Avg								
2019-20	30	29	789	26.3	85	176	.483	45	113	.398	27	30	.900	23	120	143	4.8	37	0	28	26	6	8	242	8.1
2021-22	27	27	837	31.0	127	263	.483	54	136	.397	49	60	.817	35	89	124	4.6	43	0	35	29	4	20	357	13.2
2022-23	2	2	69	34.5	15	25	.600	8	16	.500	1	1	1.000	1	3	4	2.0	1	0	3	1	0	0	39	19.5
Career	59	58	1,696	28.7	227	464	.489	107	265	.404	77	91	.846	59	212	271	4.6	81	0	66	56	10	28	638	10.8



# GAME 3: NEW HAVEN AT SAINT ROSE

## POINTS - REBOUNDS - ASSISTS

Opponent	Date	Score	0	1	2	3	4	5	10	11
			Francis	Bernard	Morese	Hendrick	Lane	Hopson	Perry	Olawoye
at Saint Michael's	11.16.22	74-75	0-0-0	0-0-0	0-0-0	0-0-0	10-5-8	0-0-0	20-9-0	9-5-3
ADELPHI	11.19.22	82-64	3-0-0	0-0-0	0-0-0	2-2-0	15-7-3	0-2-0	13-6-1	18-7-8
at Saint Rose	11.22.22									
at Indiana (Pa.)	11.26.22									
at American Int'l	11.30.22									
FRANKLIN PIERCE	12.03.22									
ASSUMPTION	12.06.22									
BLOOMFIELD	12.08.22									
at Chestnut Hill	12.11.22									
MOLLOY	12.29.22									
LE MOYNE	12.31.22									
at Georgian Court	01.04.23									
at Saint Anselm	01.07.23									
at So New Hampshire	01.10.23									
SO CONNECTICUT	01.14.23									
at Bentley	01.18.23									
PACE	01.21.23									
at Adelphi	01.24.23									
at Franklin Pierce	01.28.23									
SAINT ROSE	02.01.23									
AMERICAN INT'L	02.01.23									
SAINT MICHAEL'S	02.07.23									
at Assumption	02.11.23									
STATEN ISLAND	02.15.23									
at Le Moyne	02.18.23									
SAINT ANSELM	02.21.23									
Opponent	Date	Score	12	13	15	20	21	22	23	34
			Majak	Kellman	McMillan	Gill	Simmon	Edokpayi	Braithwaite	Thomas
at Saint Michael's	11.16.22	74-75	10-7-2	0-0-0	0-0-0	0-0-0	0-0-0	0-3-0	5-3-1	20-3-2
ADELPHI	11.19.22	82-64	8-6-0	0-0-0	0-0-0	0-0-0	0-0-0	0-1-0	4-1-3	19-1-1
at Saint Rose	11.22.22									
at Indiana (Pa.)	11.26.22									
at American Int'l	11.30.22									
FRANKLIN PIERCE	12.03.22									
ASSUMPTION	12.06.22									
BLOOMFIELD	12.08.22									
at Chestnut Hill	12.11.22									
MOLLOY	12.29.22									
LE MOYNE	12.31.22									
at Georgian Court	01.04.23									
at Saint Anselm	01.07.23									
at So New Hampshire	01.10.23									
SO CONNECTICUT	01.14.23									
at Bentley	01.18.23									
PACE	01.21.23									
at Adelphi	01.24.23									
at Franklin Pierce	01.28.23									
SAINT ROSE	02.01.23									
AMERICAN INT'L	02.01.23									
SAINT MICHAEL'S	02.07.23									
at Assumption	02.11.23									
STATEN ISLAND	02.15.23									
at Le Moyne	02.18.23									
SAINT ANSELM	02.21.23									

OPPONENT GAME-BY-GAME STATISTICS

DATE	OPPONENT	FG-FGA	PCT.	3P-3PA	PCT.	FT-FTA	PCT.	OR-DR-RB	A	TO	B	S	PTS
11/16	New Haven	30-60	.500	5-14	.357	9-12	.750	10-29-39	16	14	4	7	74
	at Saint Michael's	26-59	.441	14-35	.400	9-12	.750	5-21-26	18	10	3	8	75
11/19	NEW HAVEN	33-55	.600	8-18	.444	8-12	.667	1-32-33	16	10	4	7	82
	vs. Adelphi	23-61	.377	12-39	.308	6-10	.600	8-23-31	14	12	0	3	64
11/22	New Haven												
	at Saint Rose												
11/26	New Haven												
	at Indiana (Pa.)												
11/30	New Haven												
	at American Int'l												
12/3	NEW HAVEN												
	vs. Franklin Pierce												
12/6	NEW HAVEN												
	vs. Assumption												
12/8	NEW HAVEN												
	vs. Bloomfield												
12/11	New Haven												
	at Chestnut Hill												
12/29	NEW HAVEN												
	vs. Molloy												
12/31	NEW HAVEN												
	vs. Le Moyne												
1/4	NEW HAVEN												
	vs. Georgian Court												
1/7	New Haven												
	at Saint Anselm												
1/10	New Haven												
	at So New Hampshire												
1/14	NEW HAVEN												
	vs. So Connecticut												
1/18	New Haven												
	at Bentley												
1/21	NEW HAVEN												
	vs. Pace												
1/24	New Haven												
	at Adelphi												
1/28	New Haven												
	at Franklin Pierce												
2/1	NEW HAVEN												
	vs. Saint Rose												
2/4	NEW HAVEN												
	vs. American Int'l												
2/7	NEW HAVEN												
	vs. Saint Michael's												
2/11	New Haven												
	at Assumption												
2/15	NEW HAVEN												
	vs. Staten Island												
2/18	New Haven												
	at Le Moyne												
2/21	NEW HAVEN												
	vs. Saint Michael's												



2021-22 SEASON STATISTICS

Game Records

Record	Overall	Home	Away	Neutral
ALL GAMES	1-1	1-0	0-1	0-0
CONFERENCE	1-1	1-0	0-1	0-0
NON-CONFERENCE	0-0	0-0	0-0	0-0

Score by Periods

Team	1st	2nd	OT	TOT
New Haven	77	79	0	156
Opponents	64	75	0	139

Team Box Score

No.	Player				Total		3-Point		F-Throw		Rebounds											
		GP-GS	MIN	AVG	FG-FGA	FG%	3FG-3FGA	3FG%	FT-FTA	FT%	OFF	DEF	TOT	AVG	PF	DQ	A	TO	BLK	STL	PTS	AVG
34	THOMAS, Davontrey	2-2	68:31	34.3	15-25	.600	8-16	.500	1-1	1.000	1	3	4	2.0	1	0	3	1	0	0	39	19.5
10	PERRY, Tyrone	2-2	57:33	28.8	13-32	.406	0-5	.000	7-10	.700	4	11	15	7.5	3	0	1	3	0	5	33	16.5
11	OLAWOYE, Victor	2-2	64:52	32.4	11-14	.786	4-6	.667	1-3	.333	1	11	12	6.0	5	0	11	2	0	3	27	13.5
4	LANE, Quashawn	2-2	68:39	34.3	10-19	.526	0-2	.000	5-5	1.000	1	11	12	6.0	4	0	11	5	1	3	25	12.5
12	MAJAK, Majur	2-2	56:50	28.4	8-10	.800	0-0	.000	2-3	.667	0	13	13	6.5	3	0	2	4	6	3	18	9.0
23	BRAITHWAITE, Sean	2-0	32:04	16.0	4-6	.667	0-0	.000	1-2	.500	1	3	4	2.0	1	0	4	3	1	0	9	4.5
0	FRANCIS, Andre	1-0	02:57	3.0	1-1	1.000	1-1	1.000	0-0	.000	0	0	0	0.0	0	0	0	0	0	0	3	3.0
3	HENDRICK, Justin	2-0	22:35	11.3	1-5	.200	0-2	.000	0-0	.000	0	2	2	1.0	2	0	0	3	0	0	2	1.0
22	EDOKPAYI, Jason	2-0	12:40	6.3	0-3	.000	0-0	.000	0-0	.000	1	3	4	2.0	3	0	0	1	0	0	0	0.0
5	HOPSON, Joshua	1-0	06:30	6.5	0-0	.000	0-0	.000	0-0	.000	0	2	2	2.0	0	0	0	0	0	0	0	0.0
13	KELLMAN, Christian	1-0	02:57	3.0	0-0	.000	0-0	.000	0-0	.000	0	0	0	0.0	2	0	0	0	0	0	0	0.0
2	MORSE, Tarese	1-0	03:52	3.9	0-0	.000	0-0	.000	0-0	.000	0	0	0	0.0	0	0	0	0	0	0	0	0.0
Team											2	2	4				2					
Total		2	400		63-115	.548	13-32	.406	17-24	.708	11	61	72	36.0	24	0	32	24	8	14	156	78.0
Opponents		2	400		49-120	.408	26-74	.351	15-22	.682	13	44	57	28.5	26	0	32	22	3	11	139	69.5

Team Statistics

	UNH	OPP
Scoring	156	139
Points per game	78.0	69.5
Scoring margin	+8.5	-
Field goals-att	63-115	49-120
Field goal pct	.548	.408
3 point fg-att	13-32	26-74
3-point FG pct	.406	.351
3-pt FG made per game	6.5	13.0
Free throws-att	17-24	15-22
Free throw pct	.708	.682
F-Throws made per game	8.5	7.5
Rebounds	72	57
Rebounds per game	36.0	28.5
Rebounding margin	+7.5	-
Assists	32	32
Assists per game	16.0	16.0
Turnovers	24	22
Turnovers per game	12.0	11.0
Turnover margin	-1.0	-
Assist/turnover ratio	1.3	1.5
Steals	14	11
Steals per game	7.0	5.5
Blocks	8	3
Blocks per game	4.0	1.5
Winning streak	1	-
Home win streak	1	-
Attendance	286	549
Home games-Avg/Game	1-286	1-549
Neutral site-Avg/Game	-	0-0

Team Results

Date	Opponent		Score	Att.
11/16/2022	at Saint Michael's	L	74-75	549
11/19/2022	Adelphi	W	82-64	286